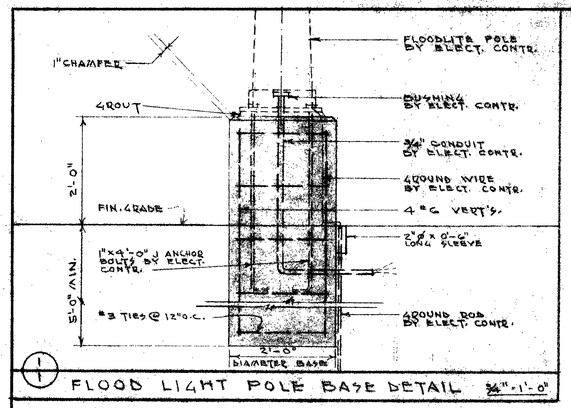

1 FLOOD LIGHT POLE BASE DETAIL ¾"-1'-0"

PLOT PLAN

SCALE 1" = 20'-0"

CITY COPY

CITY OF EDMONDS
BLDG. DEPT.
CONDITIONAL PERMIT
WORK: Retail Store
ADDRESS: 661 Edmonds Way
OWNER: Nickum Properties
APPROVED DATE: AUG 3 - 1966
BY: BLDG. OFFICIAL
KEEP THESE STAMPED PLANS ON JOBSITE FOR ALL INSPECTIONS
PERMIT NO. 660365
SHEET
OF

Orig. Permit #660320

CORRECT ADDRESS 1640 - 9th South

AREAS:

• NEW THRIFTWAY	15,339#
• LESS 2ND PHASE (FUTURE)	- 1,980#
• NET AREA	13,359#
• EXISTING TO BE REMOVED	-5,160#
• NET SALES	8,199#
• MEZZANINE AREA	1,000#
• FUTURE RENTALS	3,819#

PARKING REQUIREMENTS:

• NEW THRIFTWAY 8,199#	5,000# @ 1/7	= 17	CARS
	3,199# @ 1/100#	= 32	CARS
• MEZZANINE	1,000# @ 1/800#	= 1¼	CARS
• TOTAL FOR THRIFTWAY		50¼	NEW SPACES
• RENTAL (FUTURE)	3,819# @ 1/300#	= 12⅞	CARS
• TOTAL NEW PARKING REQUIRED		= 63	CARS
• TOTAL NEW PARKING PROVIDED (98 ACTUAL LESS 12 LOST = 86)		= 86	CARS

INDEX OF DRAWINGS

1 - PLOT PLAN.
2 & 2A - FOUNDATION PLAN.
3 & 3A - ROOF FRAMING PLAN.
4 - FLOOR PLANS.
5 - EXTERIOR ELEVATIONS.
6 - WALL SECTIONS.
7 - WALL SECTIONS.
8 - INTERIOR ELEVATIONS.
9 - FINISH & DOOR SCHEDULES.

M-1 PLUMBING LAYOUT.
M-2 HEAT'G. & VENT'G. DETAIL.
M-3 HEAT'G. & VENT'G. LAYOUT.

E-1 SITE PLAN
E-2 ELECT. LIGHTING PLAN.
E-3 ELECT. RECEPTACLE PLAN.
E-4 ELECT. PANEL SCHEDULES.
E-5 ELECT. BAKERY RECEP. PLAN.

LEGEND:

- NEW CONCRETE BLOCK WALLS
- CONCRETE WALL.
- 2x4 STUD WALL UNLESS OTHERWISE NOTED.
- PARTITION LESS THAN CEIL'G. HEIGHT.

(1/3) DETAIL REFERENCE: UPPER HALF SHOWS DETAIL NO. LOWER HALF DENOTES SHEET WHERE DETAIL IS DRAWN

(01) DOOR NUMBER

101 ROOM NUMBER

ABBREVIATIONS:

N.I.C. NOT IN CONTRACT.	℄ CENTER LINE.
F.S. FACE OF STUD.	D.F. DRINKING FOUNTAIN.
W.D. WINDOW DIMENSION.	CEIL. CEILING.
F.B. FACE OF BLOCK.	PLAST. PLASTER.
D.S. DOWNSPOUT.	FL'R. FLOOR.
M.O. MASONRY OPENING.	FIN. FINISH
R.O. ROUGH OPENING.	ELEV. ELEVATION
ASPH. ASPHALT.	N.T.S. NOT TRUE SCALE.
CT. C.	CONC. CONCRETE
WD. WOOD	FDN. FOUNDATION.
INT. INTERIOR	PL PLATE
DWGS. DRAWINGS.	BM. BEAM

BUILDING DATA:

- BUILDING TYPE ——— III - N
- OCCUPANCY ——— F - 2
- ENTIRE BUILDING SPRINKLED.

AREA - BUILDING	15,339#
AREA - COVERED	NONE
TOTAL AREA (SQ. FT.)	15,339#

LEGAL DESCRIPTION:

• LOTS 2, 3, 4, & 6, BLOCK 3, WESTGATE PARK DIVISION NO. 1, SNOHOMISH COUNTY, WASHINGTON. EXCEPT THE EAST 10' OF LOTS 4 & 6 DEEDED TO THE CITY OF EDMONDS FOR ROADWAY

Except the East 10' of Lots 4 & 6 Deeded To the City of Edmonds for Roadway

GENERAL NOTES:

- ALL WORK TO CONFORM TO UNIFORM BUILDING CODE, 1964 EDITION, AND CITY OF EDMONDS BUILDING AND ZONING REGULATIONS.
- ALL GIVEN DIMENSIONS TAKE PRECEDENCE OVER SCALED DIMENSIONS.
- CONTRACTOR TO VERIFY ALL DIMENSIONS ON JOB.

REVISIONS | NO. | DATE

APPROVED | CHECKED | DRAWN: J.A.S.

T. M. CARSTENSEN CO.
COMMERCIAL & INDUSTRIAL CONSULTANTS
STANLEY W. MAR - ARCHITECT
ALASKA TRADE BLDG. SEATTLE, WASH.

TI-1016 REGISTERED ARCHITECT STATE OF WASHINGTON

NEW THRIFTWAY STORE-WESTGATE CENTER for
EDMONDS, WASHINGTON
EDMONDS WAY & 9TH AVE. SOUTH
EDMONDS/ABE INVESTORS / TI COLUMBIA ST., SEATTLE, WASH.

JOB NO: 6541 • PLOT PLAN.
DATE: 7-15-66
SHEET NO. 1

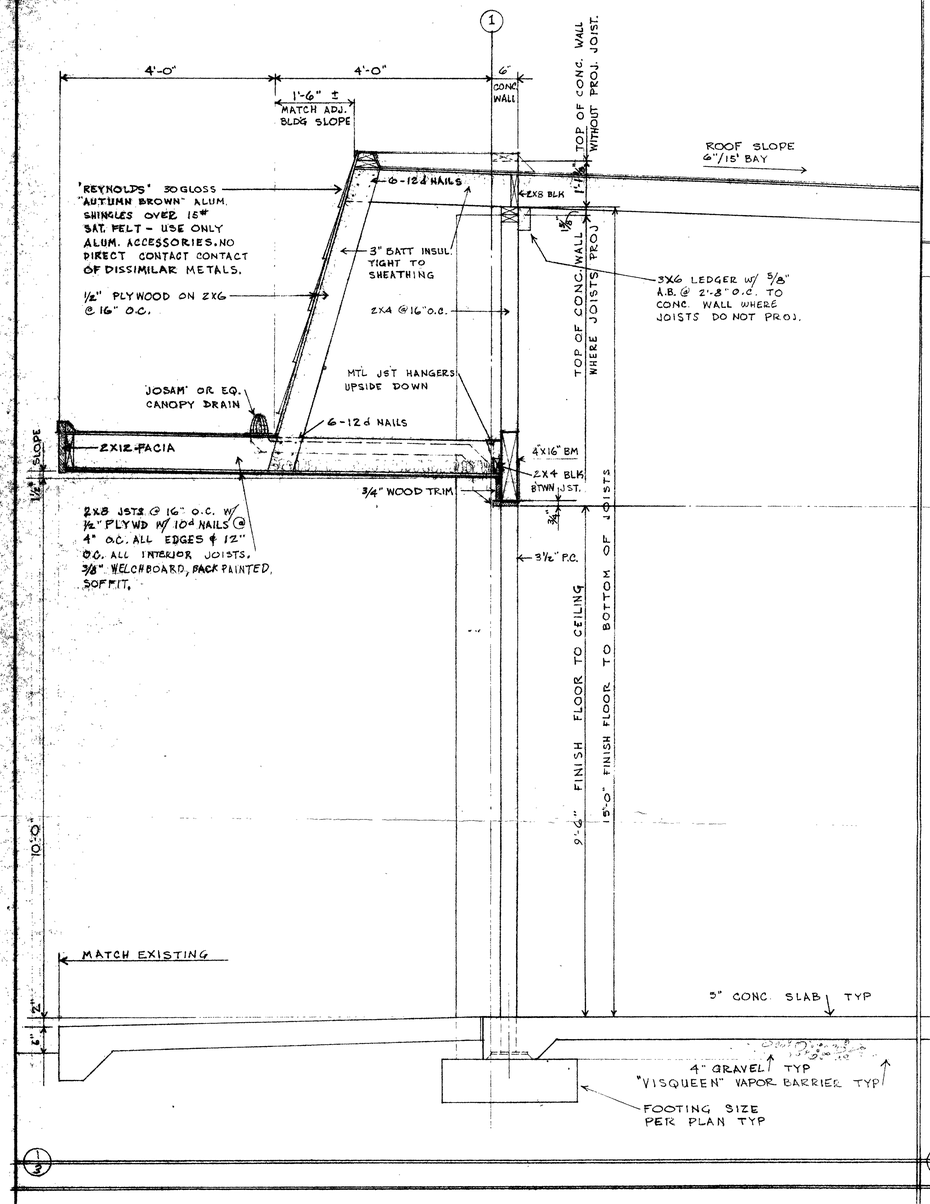

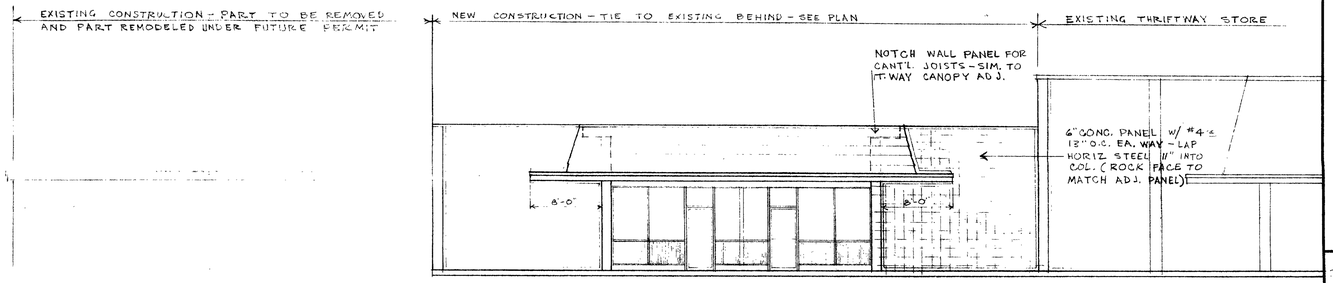

DRUG STORE ELEVATION 1/4" = 1'

REVISIONS	NO.	DATE	APPROVED	CHECKED	DRAWN

T. M. CARSTENSEN CO.
COMMERCIAL & INDUSTRIAL CONSULTANTS
STANLEY W. MAR - ARCHITECT
ALASKA TRADE BLDG., SEATTLE, WASH.

NEW DRUGSTORE WESTGATE CENTER

JOB NO
DATE 6-13-67
SHEET NO. 3

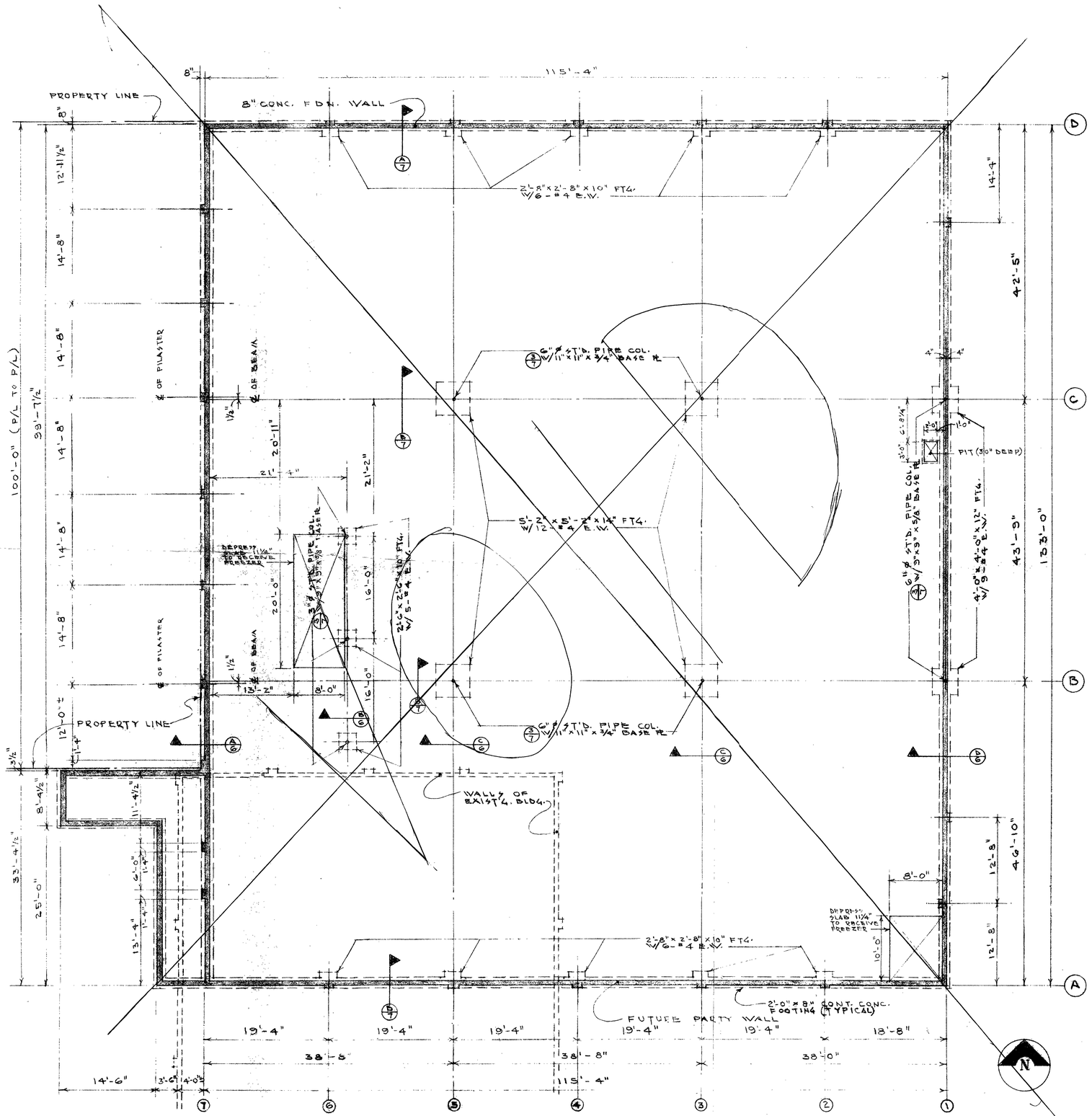

FOUNDATION PLAN

SCALE: 1/8" = 1'-0"

REVISED - SEE 2-A

STRUCTURAL NOTES

DESIGN LOADS:

- ROOF LIVE LOAD & DEAD LOAD - 25#/#+15#/#= 40#/#
- FLOOR LIVE LOAD - PUBLIC & SALES ——— 75#/#
  - MEZZANINE ——— 50#/#
  - STAIR ——— 100#/#
- WIND LOAD - VERTICAL PROJECTION ——— 20#/#
- SEISMIC COEFFICIENT PER UNIFORM BUILDING CODE AND CITY OF EDMONDS REQUIREMENTS.

SOIL BEARING

- MAXIMUM SOIL BEARING ——— 4000#/#
- PLACE FOUNDATIONS ON UNDISTURBED EARTH.
- BOTTOM OF FOUNDATION TO BE A MINIMUM OF 18" BELOW FINISH GRADE.

STRUCTURAL & MISC. STEEL

- SHALL CONFORM TO THE STANDARD SPECIFICATIONS OF THE A.S.T.M. A7 FOR "STEEL FOR BRIDGES & BUILDINGS."
- DESIGN STRESS ——— 20000 P.S.I
- STRUCTURAL SHAPES & SIZES ONLY AS SHOWN ON DRAWINGS.

WELDING

- ALL WELDING BY CERTIFIED A.W.S., OR EQUIVALENT, WELDERS SHALL CONFORM TO "STANDARD CODE OF ARC & GAS WELDING IN BLDG. CONSTRUCTION"

CONCRETE

- ALL CONCRETE COLUMNS & WALL PANELS SHALL BE 3000 f'c., CONCRETE; MIN., 6 SACK MIX; MAX., 6 GAL., WATER PER SACK OF CEMENT.
- ALL OTHER CONCRETE SHALL BE 2500 f'c., CONCRETE; MIN., 5½ SACK MIX; MAX., 6¾ GAL., OF WATER PER SACK OF CEMENT.

REINFORCING STEEL

- ALL REINFORCING SHALL BE INTERMEDIATE GRADE; DEFORMED BARS, CONFORMING TO A.S.T.M. A15 (f_s = 20,000 psi) & A.S.T.M., A305. ARRANGEMENT AND BENDING SHALL BE PER A.C.I. DETAILING MANUAL UNLESS OTHERWISE NOTED. ALL BARS SHALL BE LAPPED 24 DIAMETERS AT SPLICES, AND COLUMN DOWELS SHALL EXTEND A MINIMUM OF 20 DIAMETERS INTO FOOTINGS, UNLESS OTHERWISE NOTED.

  REINFORCING STEEL COVERAGE, UNLESS OTHERWISE NOTED:

  FOOTINGS ——— 3"
  SPANDRELS & FORMED SURFACES AGAINST EARTH ——— 2"
  SURFACES EXPOSED TO WEATHER ——— 1½"
  COLUMNS, GIRDERS, & BEAMS ——— 1½"
  WALLS - PLACE IN CENTER (EXCEPT AS SHOWN).
  SLABS ON GRADE - PLACE IN CENTER.

WOOD

- ALL SAWN LUMBER SHALL BE CONSTR. GRADE f = 1500 P.S.I., PER W.C.L.A., RULES #15.
- ALL GLU-LAM MATERIAL SHALL BE DOUGLAS FIR COAST REGION, PER W.C.L.A., RULES COMBINATION "C" OR EQUIV., f = 2200 P.S.I. (ARCH. APPROV., UNLESS NOTED).
- FABRICATORS:
  WOODLAM, INC.
  TIMBER STRUCTURES, INC.
  RILCO, LAMINATED PRODUCTS, INC.
  AMERICAN FABRICATORS.

ROOF NAILING

- ½" PLYWOOD SHEATHING W/10d NAILS @ 6" O.C., ON SUPPORTED EDGES & 10d NAILS @ 12" O.C., ON INTERIOR JOISTS.
- LEDGERS - ⅝" CINCH ANCHORS @ 4'-0" O.C. ON WALLS UNLESS OTHERWISE NOTED.

CLASS "A" CONCRETE BLOCKS

- ALL UNITS SHALL BE CLASS "A" 8"x8"x16" (CONC.), REINF., HOLLOW LOAD-BEARING AS REQUIRED FOR THE PURPOSE.
- ALL MORTAR SHALL BE CLASS "S" MORTAR. REINFORCED & GROUT FILLED MASONRY SHALL USE GROUT PER 2403 (5) 1 & 2 U.B.C.

NO.	DATE	REVISIONS

APPROVED

CHECKED

DRAWN: J.L.S.

T. M. CARSTENSEN CO.
COMMERCIAL & INDUSTRIAL CONSULTANTS
STANLEY W. MAR - ARCHITECT
ALASKA TRADE BLDG. SEATTLE, WASH.

REGISTERED ARCHITECT — STANLEY W. MAR — STATE OF WASHINGTON — TL-1036

• FOUNDATION PLAN •

NEW THRIFTWAY STORE-WESTGATE CENTER
EDMONDS WAY & 9TH AVE. SOUTH
EDMONDS, WASHINGTON
for
GRANDMORE INVESTORS • 71°EDMONDS ST., SEATTLE, WASH.

JOB NO: 6541

DATE: 7-15-66

SHEET NO. 2

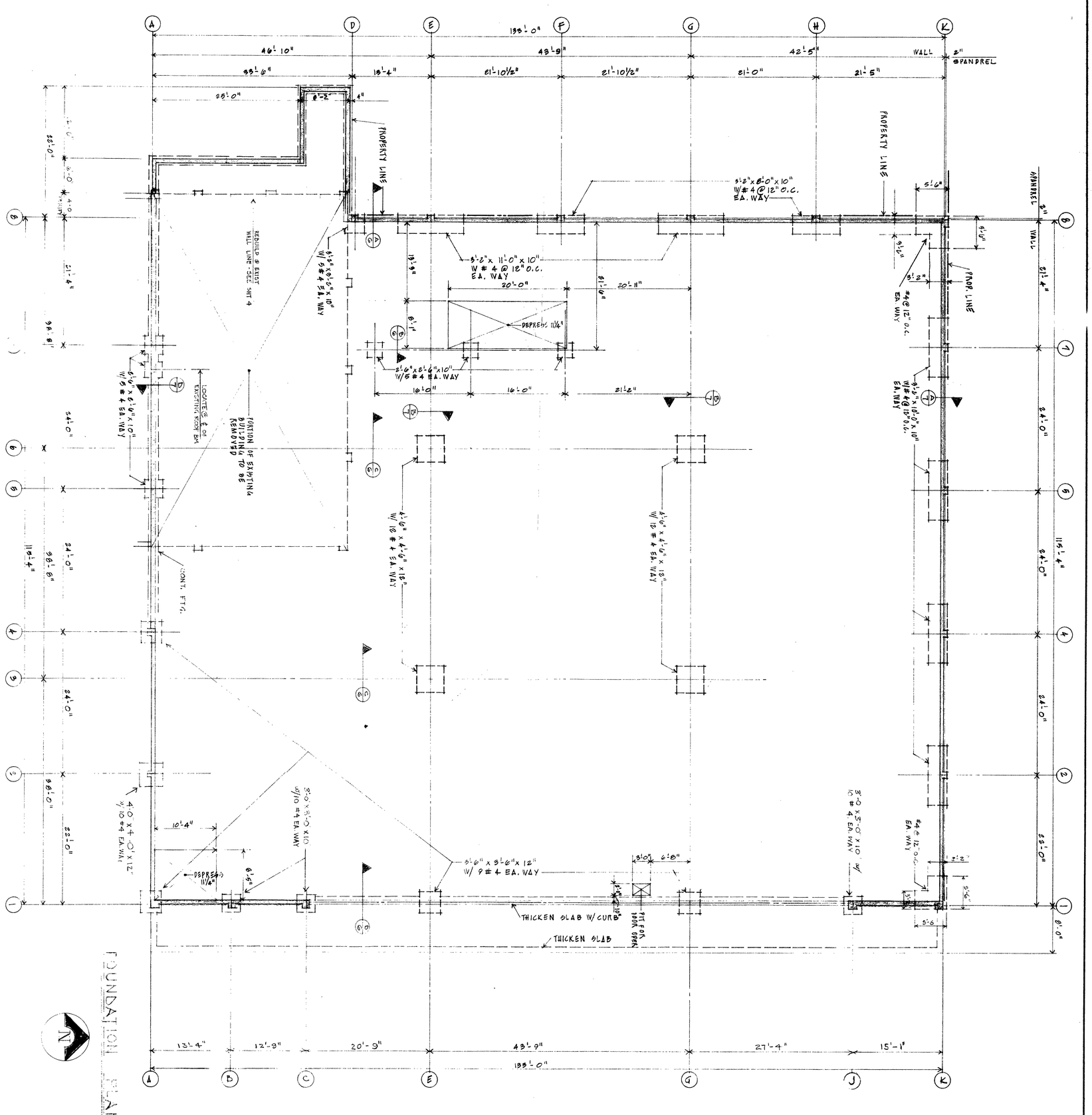

FOUNDATION PLAN

See Sht no. 2 for structural notes.

JOB NO: 6541	• FOUNDATION PLAN •		DRAWN SWM	CHECKED	APPROVED	NO. DATE REVISIONS
DATE: 7-15-66	NEW THRIFTWAY STORE · WESTGATE CENTER	TL-1016 REGISTERED ARCHITECT STANLEY W. MAR STATE OF WASHINGTON	T. M. CARSTENSEN CO.			1 7-26-66 REVISED BLK & TILT UP WALLS
SHEET NO. 2-A	EDMONDS, WASHINGTON for EDMONDS WAY & 9TH AVE SOUTH GRANDMORE INVESTORS • 71 COLUMBIA ST, SEATTLE, WASH.		COMMERCIAL & INDUSTRIAL CONSULTANTS STANLEY W. MAR - ARCHITECT ALASKA TRADE BLDG. SEATTLE, WASH.			

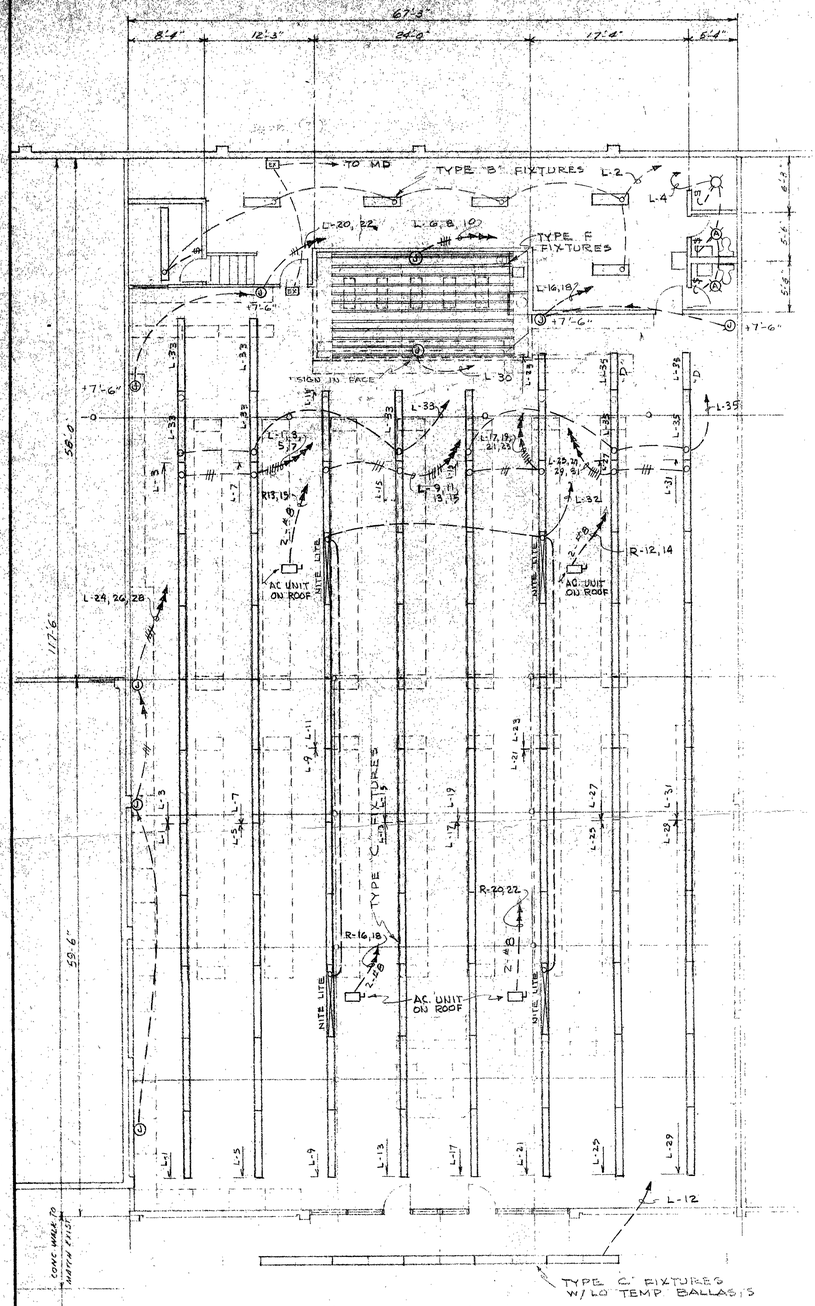

LIGHTING PLAN

SCALE: 1/8" = 1'-0"

FIXTURE LIST

SYMBOL	DESCRIPTION	MANUFACTURER	LAMPS
A	COMB. LIGHT & EX. FAN		
B	FLUOR STRIP - INDUST - 2T - 4	LITHONIA AF 240	2-F40T12
C	FLUOR STRIP - 4T - 8'	LITHONIA UN 496	4-F96T12
D	FLUOR STRIP - 4T - 4'	LITHONIA UN 440	4-F44T12
EX	EXIT LIGHT		
F	FLUOR STRIP - 1T - 8'	LITHONIA UN 196	1-F96T12

PANEL "L", PHASE, WIRE, VOLTS. TYPE (EXISTING)

LOAD	CKT. BKR. TRIP	CKT. BKR. FRAME	CKT. BKR. POLE	EQUIPMENT OR AREA SERVED	CKT NO
					1
	20		1	SALES AREA LIGHTING	3
					5
					7
					9
					11
					13
					15
					17
					19
					21
					23
					25
					27
					29
					31
					33
				SALES AREA LIGHTING	35
					37
					39
					41

CKT NO	EQUIPMENT OR AREA SERVED	CKT. BKR. POLE	CKT. BKR. FRAME	CKT. BKR. TRIP	LOAD
2	STOCK ROOM LIGHTS	1		20	
4	R.R. LIGHTS				
6	PHARMACY LIGHTS				
8	" "				
10	" "				
12	MARQUEE LIGHTS				
14					
16	CORNICE LIGHTS				
18	" "				
20	" "				
22	" "				
24	CASE LIGHTS				
26	" "				
28	" "				
30	SIGN OUTLET				
32	NITE LIGHT				
34					
36					
38					
40					
42					

REVISIONS | NO. | DATE | APPROVED | CHECKED | DRAWN

T. M. CARSTENSEN CO.
COMMERCIAL & INDUSTRIAL CONSULTANTS
STANLEY W. MAR - ARCHITECT
ALASKA TRADE BLDG. SEATTLE, WASH.

NEW DRUGSTORE WESTGATE CENTER

JOB NO
DATE 6-13-67
SHEET NO. E-2



REFLECTED CEILING PLAN 1/8"=1'

DRAWN

CHECKED

APPROVED

NO.	DATE	REVISIONS

T. M. CARSTENSEN CO.
COMMERCIAL & INDUSTRIAL CONSULTANTS
STANLEY W. MAR - ARCHITECT
ALASKA TRADE BLDG. SEATTLE, WASH.

REGISTERED ARCHITECT STANLEY W. MAR STATE OF WASHINGTON
FL-1095

REFLECTED CEILING PLAN

NEW DRUGSTORE WESTGATE CENTER

JOB NO 6710

DATE 6-14-67

SHEET NO. 4

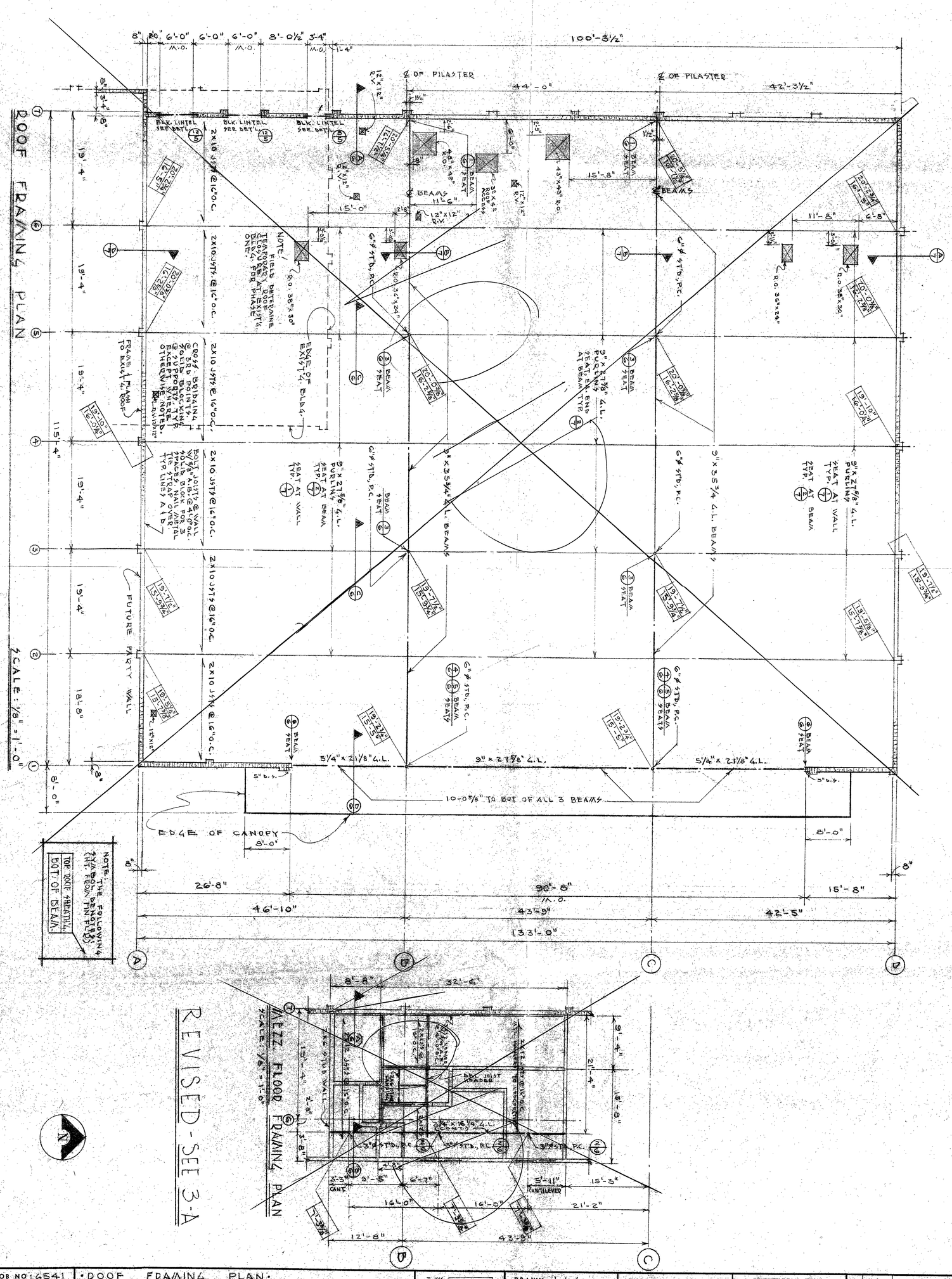

JOB NO: 6541	·ROOF FRAMING PLAN·		DRAWN: J.G.S.	CHECKED	APPROVED	NO.	DATE	REVISIONS
DATE	NEW THRIFTWAY STORE · WESTGATE CENTER		T. M. CARSTENSEN CO.					
SHEET NO. 3	EDMONDS, WASHINGTON		COMMERCIAL & INDUSTRIAL CONSULTANTS					
	EDMONDS WAY & 9TH AVE. SOUTH for		STANLEY W. MAR - ARCHITECT					
	GRANDMORE INVESTORS · 71 COLUMBIA ST., SEATTLE, WASH.		ALASKA TRADE BLDG. SEATTLE, WASH.					

TL-1016 REGISTERED ARCHITECT STANLEY W. MAR STATE OF WASHINGTON

ROOF FRAMING PLAN

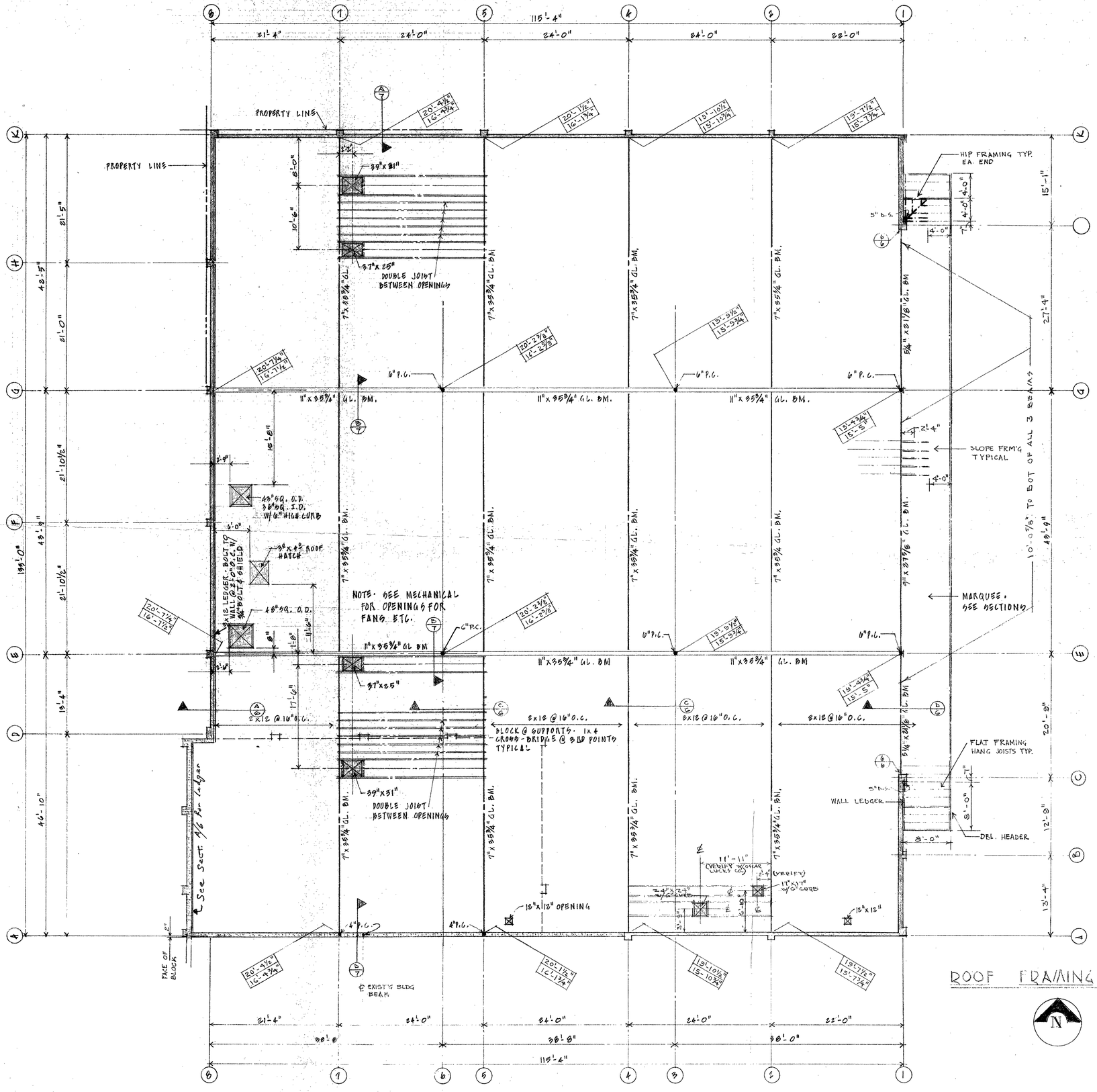

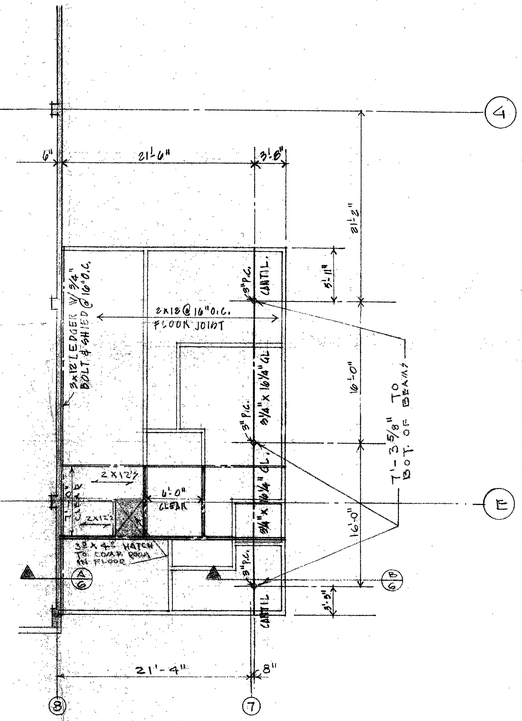

MEZZANINE FRAMING PLAN. 1/8"=1'-0"

NO.	DATE	REVISIONS
1	7-26-66	REVISED BLOCK & TILT UP WALLS

DRAWN

CHECKED

APPROVED

F. M. CARSTENSEN CO.
COMMERCIAL & INDUSTRIAL CONSULTANTS
STANLEY W. MAR - ARCHITECT
ALASKA TRADE BLDG. SEATTLE, WASH.

TL-1016 REGISTERED ARCHITECT STATE OF WASHINGTON

ROOF FRAMING - REVISED

NEW THRIFTWAY STORE-WESTGATE CENTER
EDMONDS, WASHINGTON
EDMONDS WAY & 9TH. AVE. SOUTH
GRANDMORE INVESTORS - 71 COLUMBIA ST, SEATTLE, WASH.

JOB NO 6541

DATE 7-15-66

SHEET NO. 3-A OF

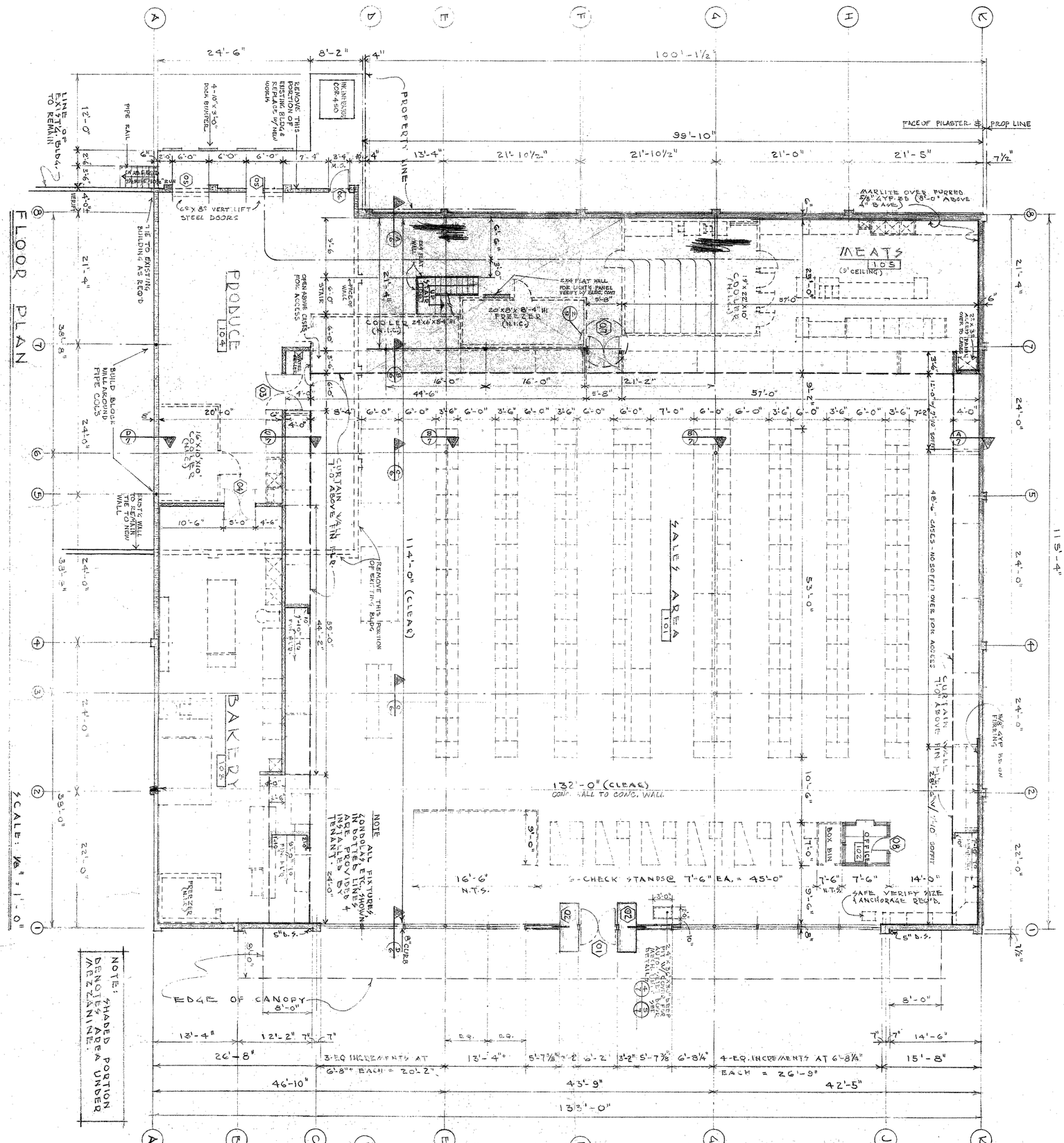

JOB NO: 6541	• FLOOR PLAN •		DRAWN: J.G.S.	CHECKED DG	APPROVED	NO.	DATE	REVISIONS
DATE: 7-15-66	NEW THRIFTWAY STORE · WESTGATE CENTER							
SHEET NO. 4	EDMONDS, WASHINGTON for							
	GRANDMORE INVESTORS • 71 COLUMBIA ST, SEATTLE, WASH.							

TL-1016 REGISTERED ARCHITECT STATE OF WASHINGTON Stanley W. Mar

T. M. CARSTENSEN CO.
COMMERCIAL & INDUSTRIAL CONSULTANTS
STANLEY W. MAR - ARCHITECT
ALASKA TRADE BLDG. SEATTLE, W-ASH.

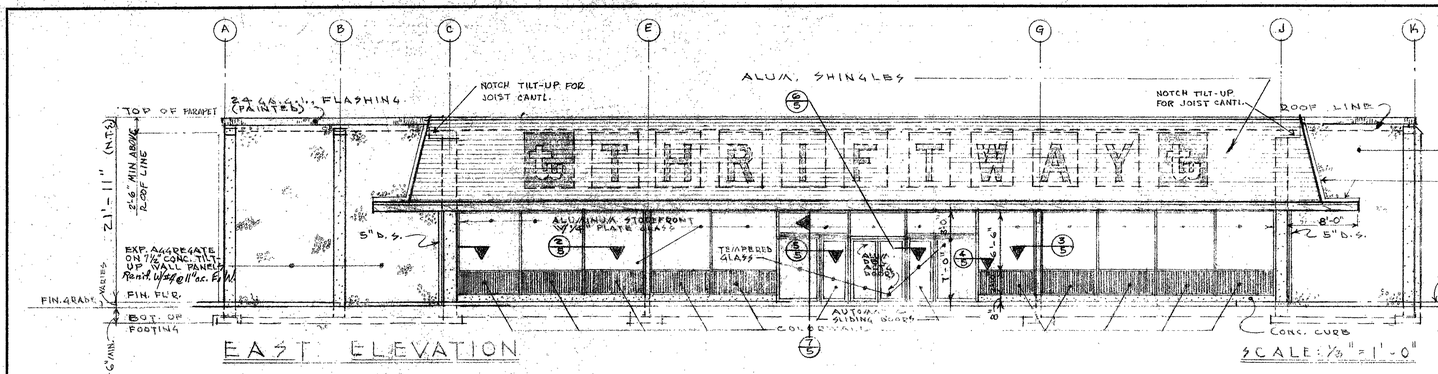

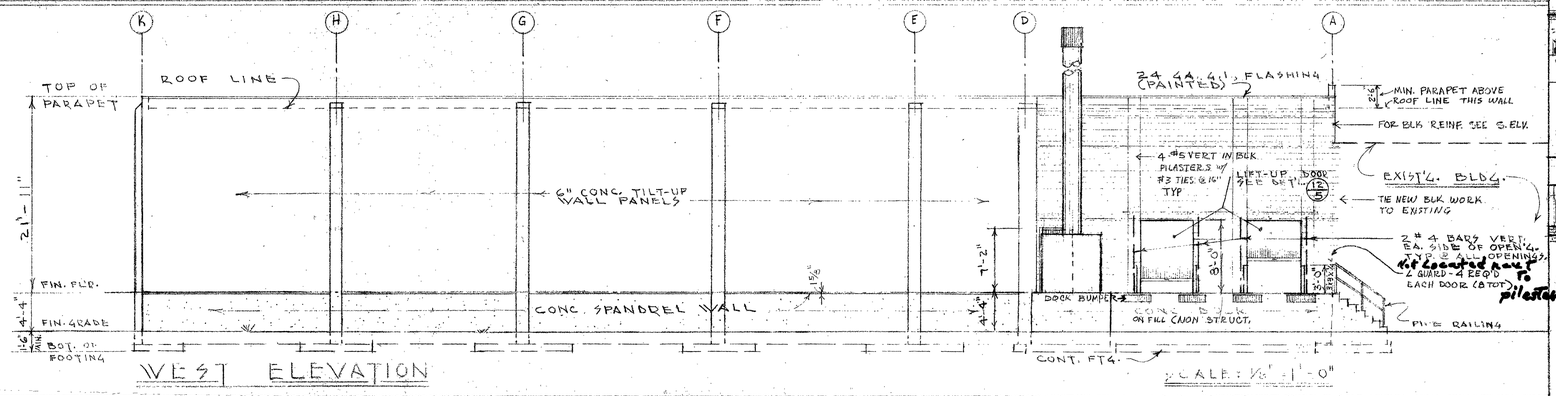

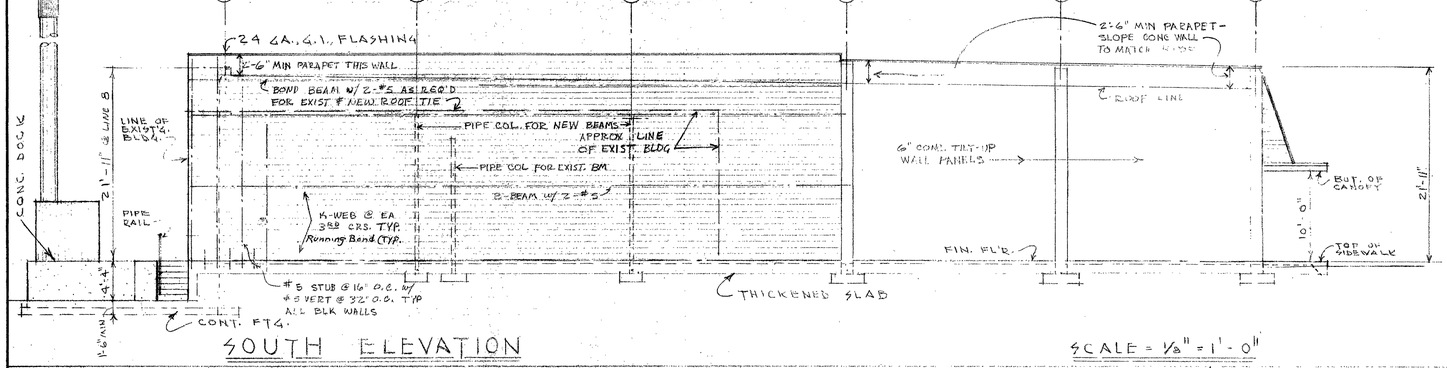

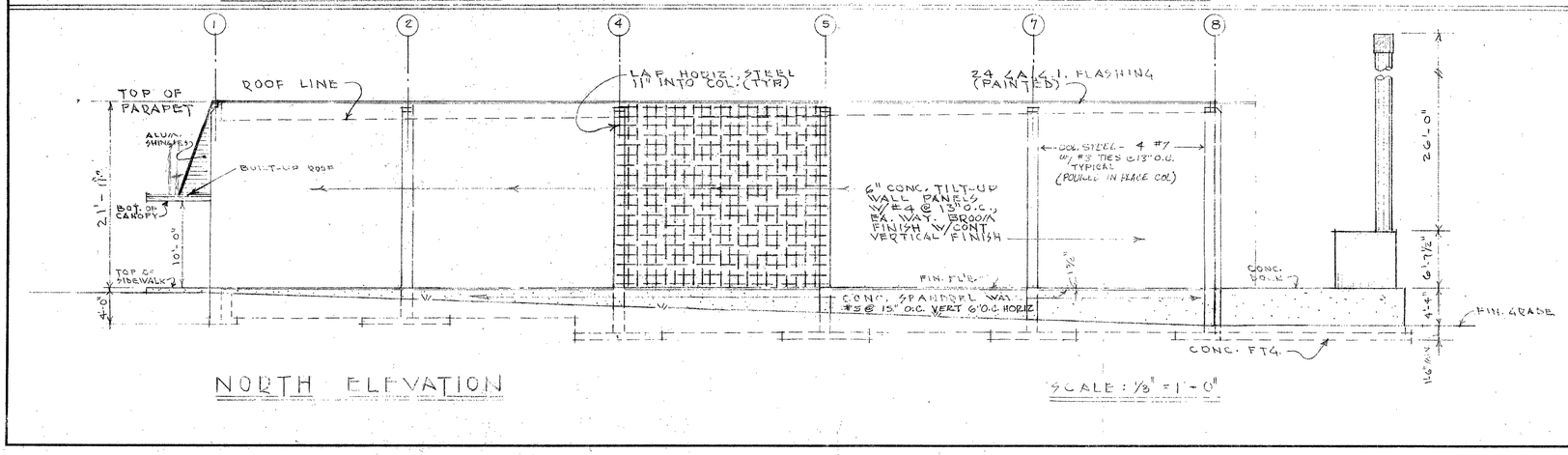

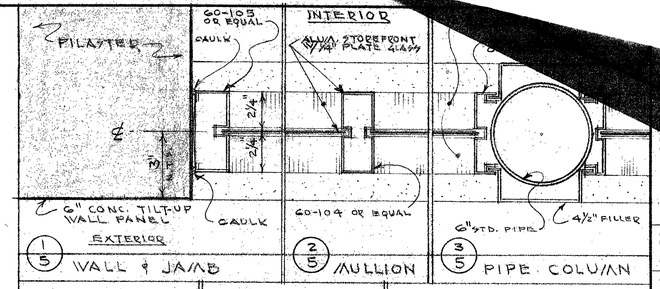

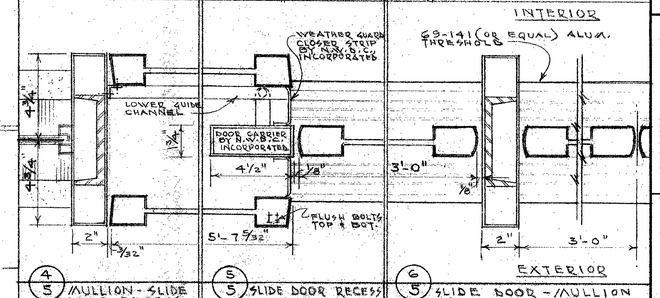

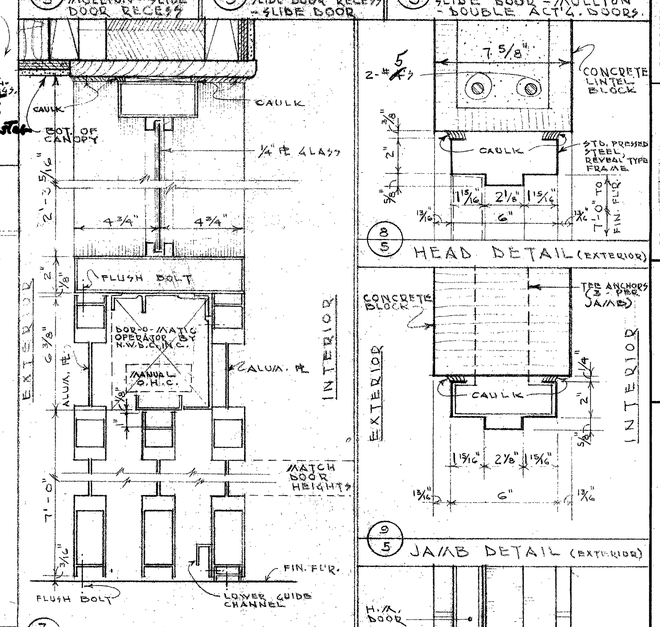

NO.	DATE	REVISED BLK.
1	7-26-66	

T. M. CARSTENSEN CO.
COMMERCIAL & INDUSTRIAL CONSULTANTS
STANLEY W. MAR - ARCHITECT
ALASKA TRADE BLDG. SEATTLE, WASH.

DRAWN: J.A.S. | CHECKED | APPROVED

REGISTERED ARCHITECT STATE OF WASHINGTON

"EXTERIOR ELEVATIONS"

NEW THRIFTWAY STORE - WESTGATE CENTER
EDMONDS, WASHINGTON FOR
EDMONDS WAY & 9TH AVE. SOUTH
GRANDMORE INVESTORS • 71 COLUMBIA ST., SEATTLE, WASH.

JOB NO: 6541
DATE: 7-15-66
SHEET NO. 5

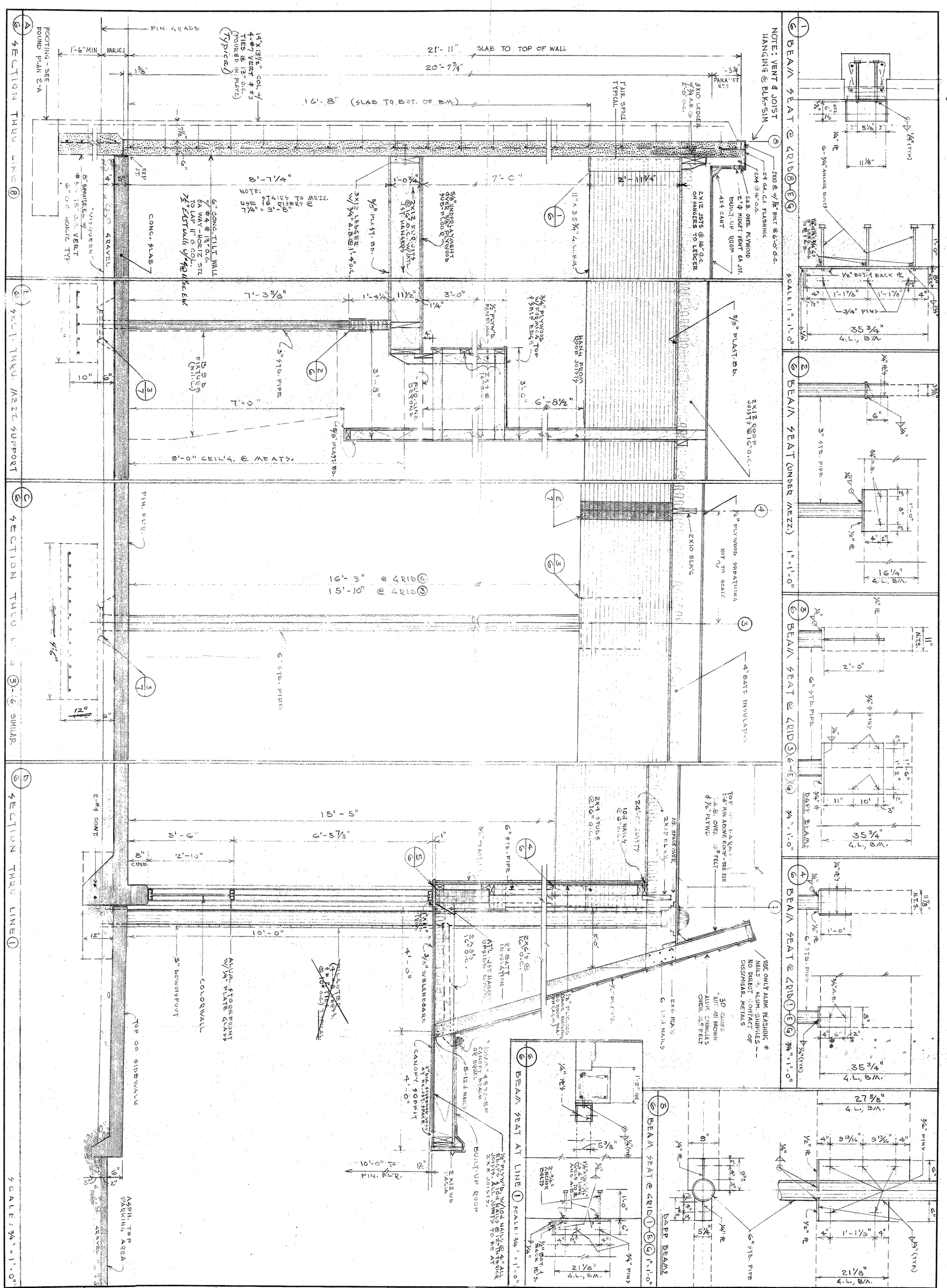

JOB NO: 6541	WALL SECTIONS	DRAWN J.G.S.	CHECKED	APPROVED	NO.	DATE	REVISIONS
DATE 7-15-66	NEW THRIFTWAY STORE · WESTGATE CENTER				1	7-26-66	DET. 1 & 6 WALL & PARAPET HEIGHT
SHEET NO. 6	EDMONDS, WASHINGTON for EDMONDS WAY & 9TH AVE. SOUTH GRANDMORE INVESTORS · 71 COLUMBIA ST., SEATTLE, WASH.						

REGISTERED ARCHITECT STANLEY W. MAR STATE OF WASHINGTON

T. M. CARSTENSEN CO.
COMMERCIAL & INDUSTRIAL CONSULTANTS
STANLEY W. MAR - ARCHITECT
ALASKA TRADE BLDG. SEATTLE, WASH.

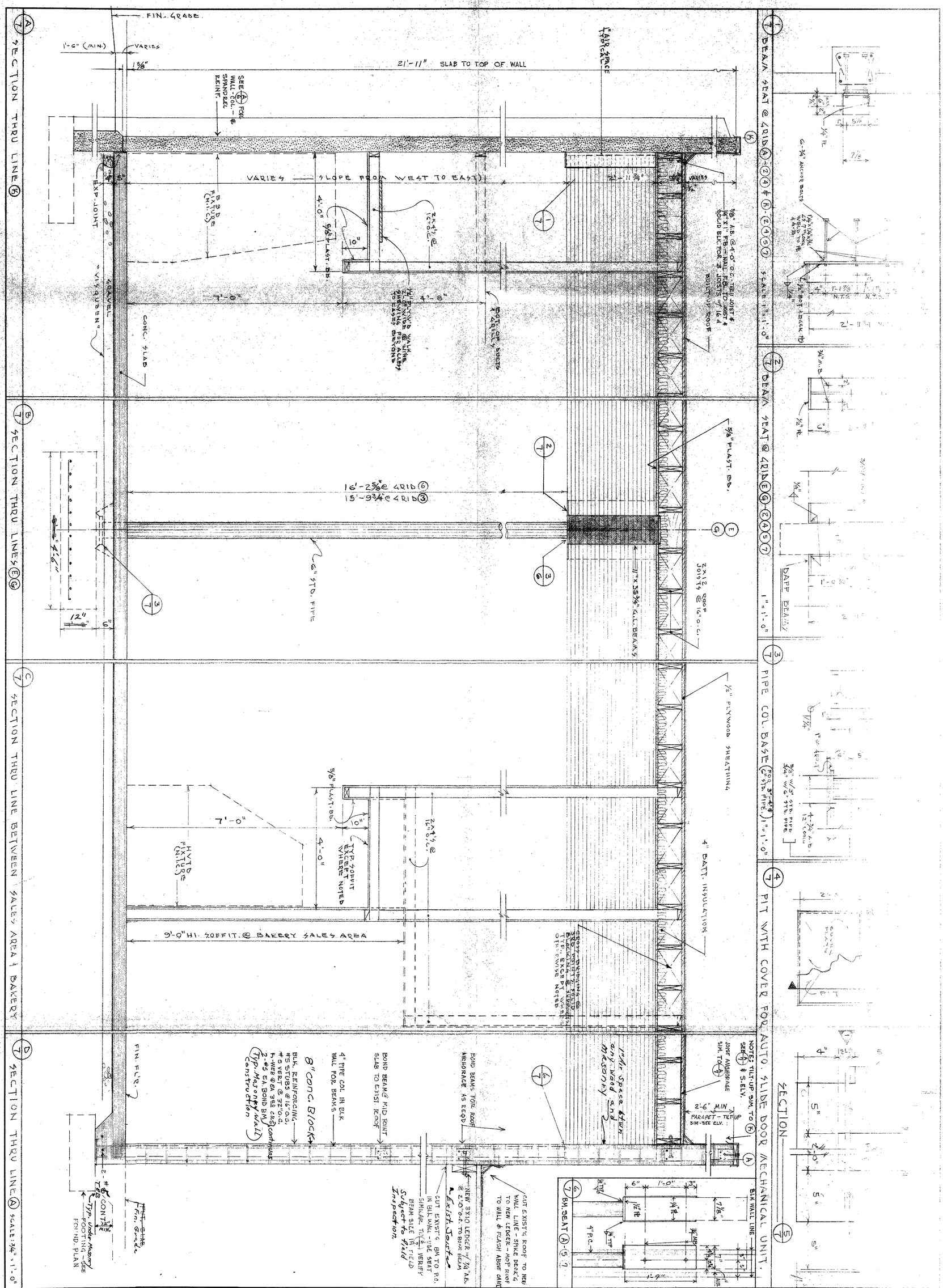

JOB NO: 6541	• WALL SECTIONS •	DRAWN: J. G. S.	CHECKED	APPROVED	NO. / DATE / REVISION
DATE 7-15-66	NEW THRIFTWAY STORE • WESTGATE CENTER				1 / 7-26-66
SHEET NO. 7	EDMONDS, WASHINGTON EDMONDS WAY & 9TH. AVE. SOUTH for GRANDMORE INVESTORS • 71 COLUMBIA ST, SEATTLE, WASH.	TL-1056 REGISTERED ARCHITECT STANLEY W. MAR STATE OF WASHINGTON	T. M. CARSTENSEN CO. COMMERCIAL & INDUSTRIAL CONSULTANTS STANLEY W. MAR - ARCHITECT ALASKA TRADE BLDG. SEATTLE, WASH.		

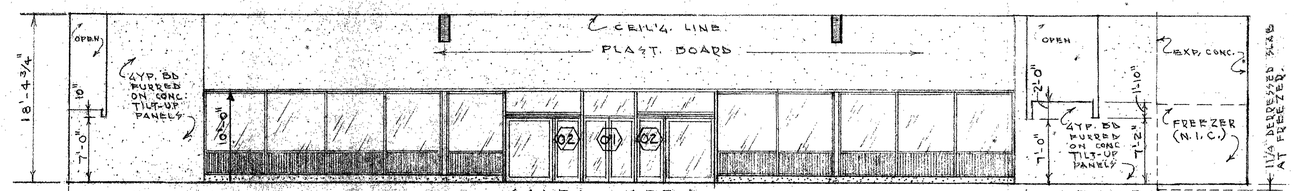

INTERIOR ELEVATION (LOOKING EAST)

SCALE: 1/8" = 1'-0"

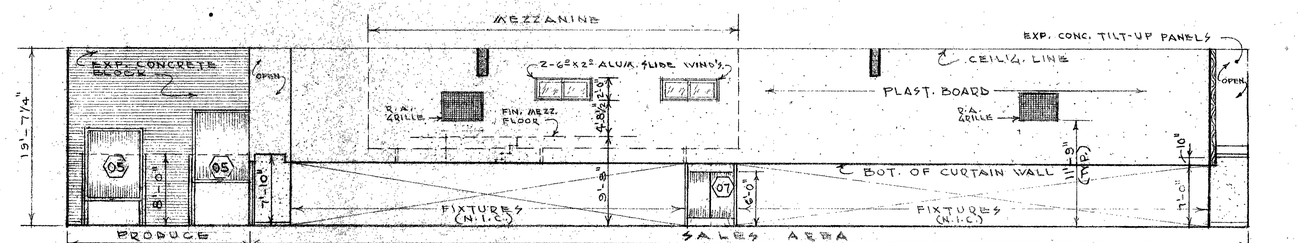

INTERIOR ELEVATION (LOOKING WEST)

SCALE: 1/8" = 1'-0"

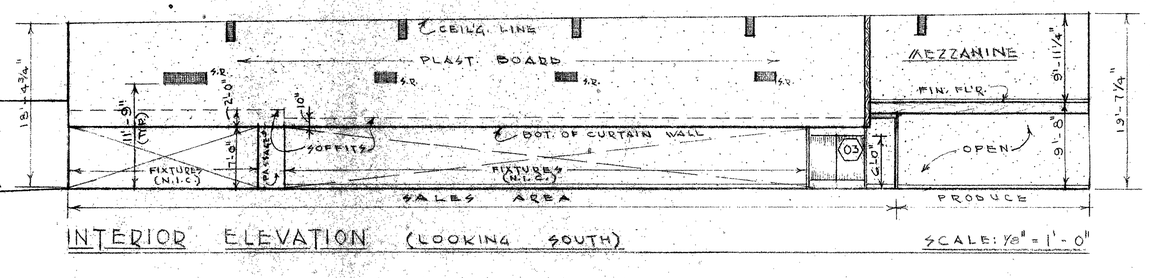

INTERIOR ELEVATION (LOOKING SOUTH)

SCALE: 1/8" = 1'-0"

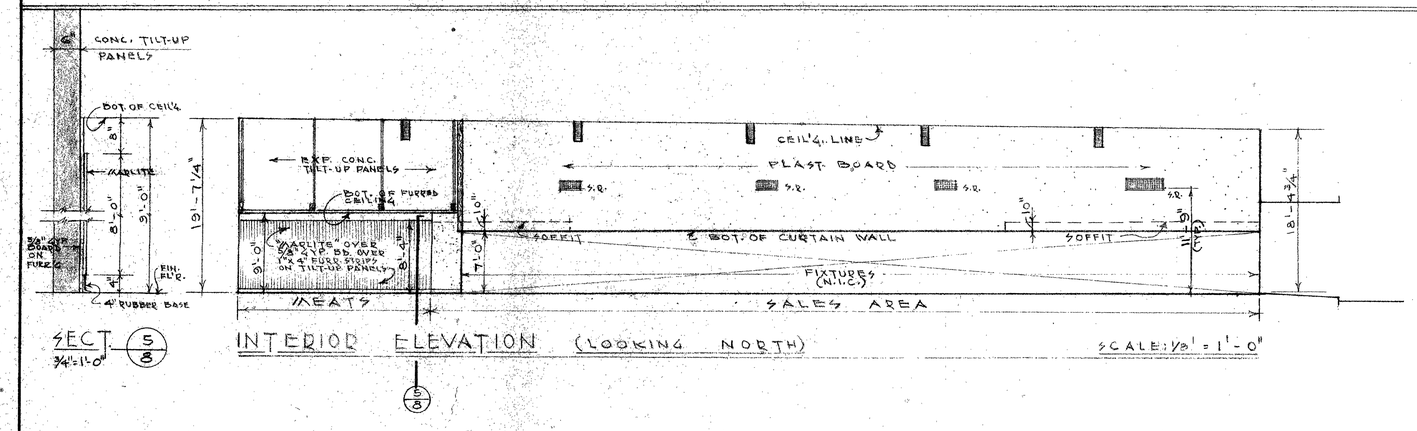

SECT. (5/8) 3/4"=1'-0"

INTERIOR ELEVATION (LOOKING NORTH)

(9/10)

SCALE: 1/8" = 1'-0"

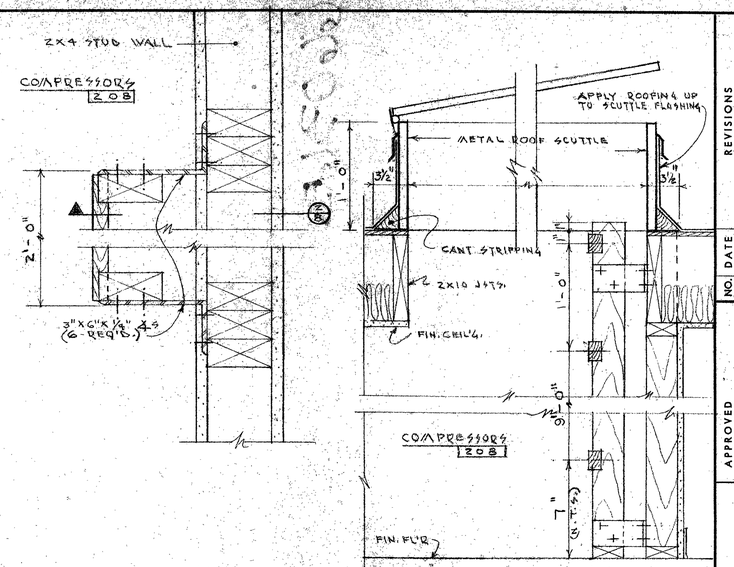

(8/8) SECTION

SCALE: 1½" = 1'-0"

(8/8) DETAILS OF ROOF ACESS WITH LADDER AND SCUTTLE. 3"=1'-0"

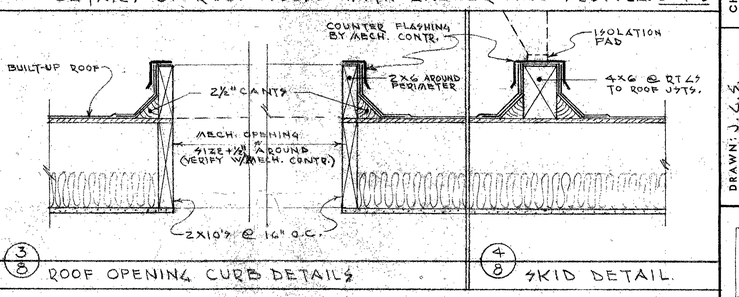

(9/3) ROOF OPENING CURB DETAILS

(9/4) SKID DETAIL.

T. M. CARSTENSEN CO.
COMMERCIAL & INDUSTRIAL CONSULTANTS
STANLEY W. MAR - ARCHITECT.
ALASKA TRADE BLDG. SEATTLE, WASH.

NO.	DATE	REVISIONS

DRAWN: J.G.S.
CHECKED
APPROVED

REGISTERED ARCHITECT STANLEY W. MAR STATE OF WASHINGTON 11-1006

INTERIOR ELEVATIONS

NEW THRIFTWAY STORE: WESTGATE CENTER

EDMONDS, WASHINGTON

EDMONDS WAY & 9TH. AVE. SOUTH

GRANDJACORE INVESTORS - TI COLUMBIA ST., SEATTLE, WASH.

JOB NO: 6541

DATE: 7-15-66

SHEET NO. 8 OF

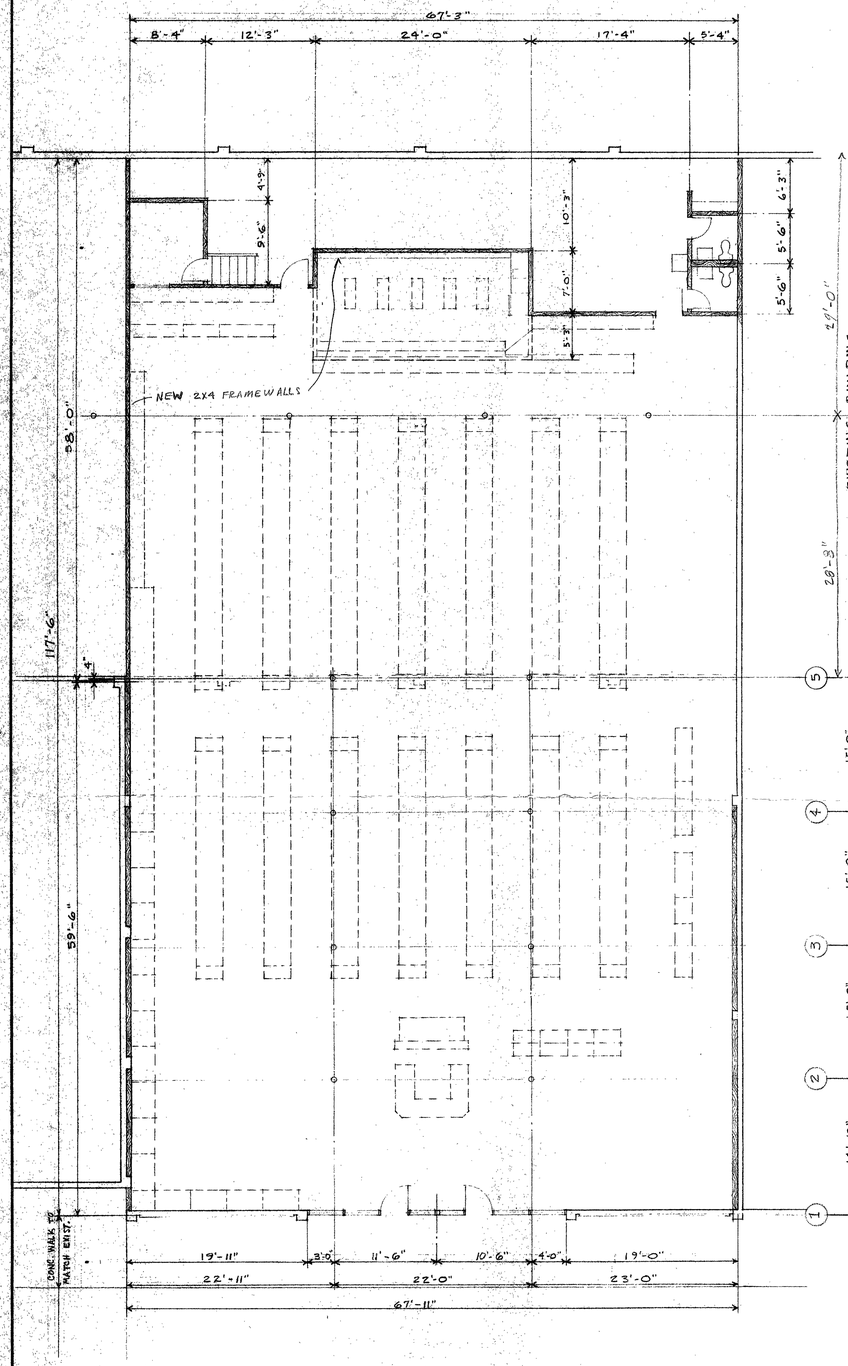

FLOOR PLAN 1/8"=1'

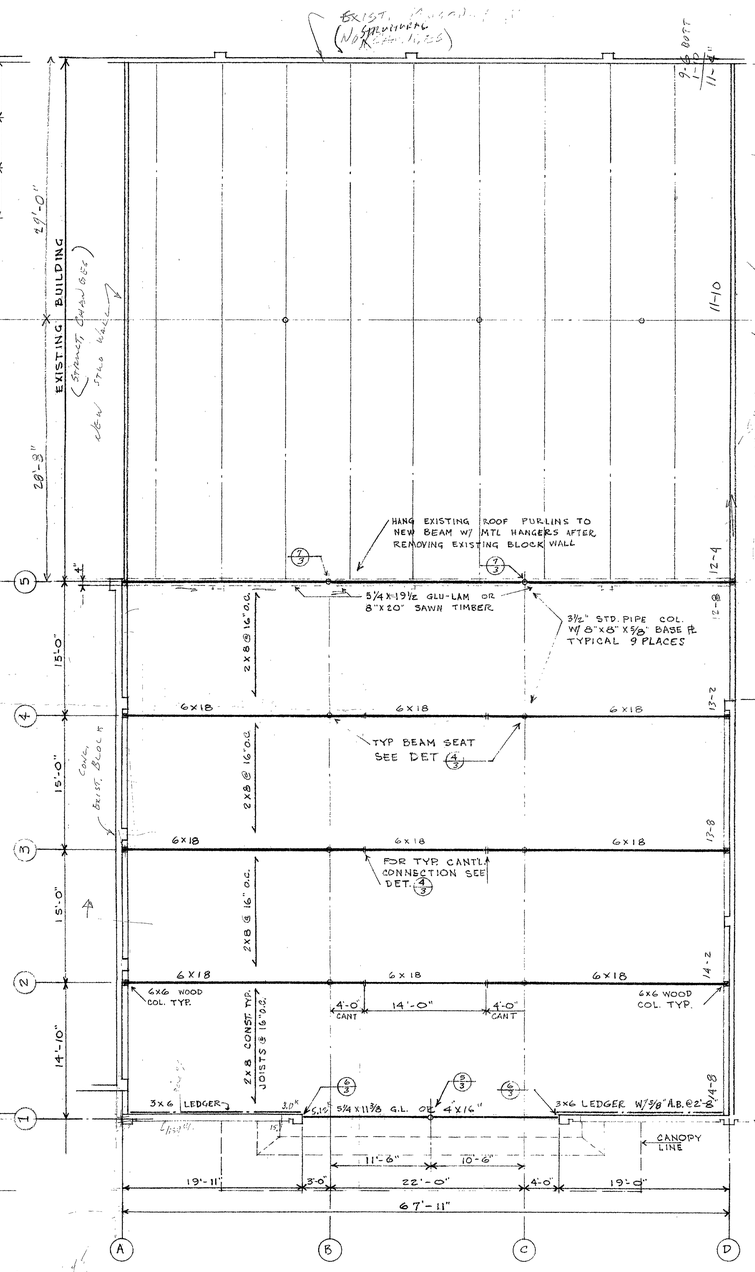

ROOF FRAMING PLAN

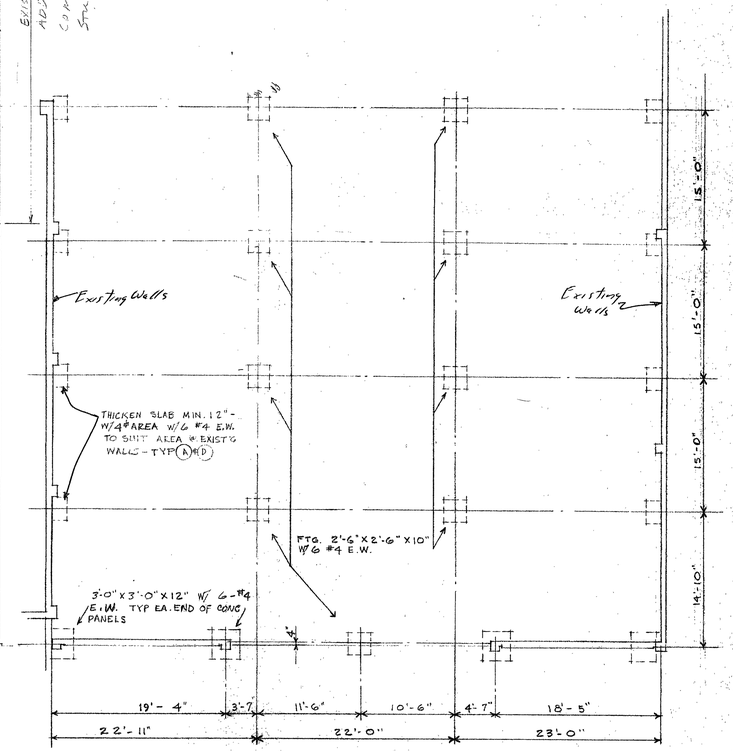

FOOTING PLAN

DRAWN | CHECKED | APPROVED | NO. | DATE | REVISIONS

T. M. CARSTENSEN CO.
COMMERCIAL & INDUSTRIAL CONSULTANTS
STANLEY W. MAR - ARCHITECT
ALASKA-TRADE BLDG. SEATTLE, WASH.

JOB NO.

DATE 6-13-67

PLAN - ROOF FRAMING - FOOTING

NEW DRUGSTORE WESTGATE CENTER

SHEET NO. 2

STRUCTURAL NOTES

DESIGN LOADS:

- ROOF LIVE LOAD & DEAD LOAD - 25#/#+15#/# = 40#/#
- FLOOR LIVE LOAD - PUBLIC & SALES ——— 75#/#
  - MEZZANINE ——— 50#/#
  - STAIR ——— 100#/#
- WIND LOAD - VERTICAL PROJECTION ——— 20#/#
- SEISMIC COEFFICIENT PER UNIFORM BUILDING CODE AND CITY OF EDMONDS REQUIREMENTS.

SOIL BEARING

- MAXIMUM SOIL BEARING ——— 4000#/#
- PLACE FOUNDATIONS ON UNDISTURBED EARTH.
- BOTTOM OF FOUNDATION TO BE A MINIMUM OF 18" BELOW FINISH GRADE.

STRUCTURAL & MISC. STEEL

- SHALL CONFORM TO THE STANDARD SPECIFICATIONS OF THE A.S.T.M. A7 FOR "STEEL FOR BRIDGES & BUILDINGS."
- DESIGN STRESS ——— 20000 P.S.I
- STRUCTURAL SHAPES & SIZES ONLY AS SHOWN ON DRAWINGS.

WELDING

- ALL WELDING BY CERTIFIED A.W.S., OR EQUIVALENT, WELDERS SHALL CONFORM TO "STANDARD CODE OF ARC & GAS WELDING IN BLDG. CONSTRUCTION."

CONCRETE

- ALL CONCRETE COLUMNS & WALL PANELS SHALL BE 3000 f'c., CONCRETE; MIN., 6 SACK MIX; MAX., 6 GAL., WATER PER SACK OF CEMENT.
- ALL OTHER CONCRETE SHALL BE 2500 f'c., CONCRETE; MIN., 5½ SACK MIX; MAX., 6¾ GAL., OF WATER PER SACK OF CEMENT.

REINFORCING STEEL

- ALL REINFORCING SHALL BE INTERMEDIATE GRADE, DEFORMED BARS, CONFORMING TO A.S.T.M. A15 (f_s = 20,000 psi) & A.S.T.M. A305. ARRANGEMENT AND BENDING SHALL BE PER A.C.I. DETAILING MANUAL UNLESS OTHERWISE NOTED. ALL BARS SHALL BE LAPPED 24 DIAMETERS AT SPLICES, AND COLUMN DOWELS SHALL EXTEND A MINIMUM OF 20 DIAMETERS INTO FOOTINGS, UNLESS OTHERWISE NOTED.

  REINFORCING STEEL COVERAGE, UNLESS OTHERWISE NOTED:

  - FOOTINGS ——— 3"
  - SPANDRELS & FORMED SURFACES AGAINST EARTH ——— 2"
  - SURFACES EXPOSED TO WEATHER ——— 1½"
  - COLUMNS, GIRDERS, & BEAMS ——— 1½"
  - WALLS - PLACE IN CENTER (EXCEPT AS SHOWN).
  - SLABS ON GRADE - PLACE IN CENTER.

WOOD

- ALL SAWN LUMBER SHALL BE CONSTR. GRADE f = 1500 P.S.I., PER W.C.L.A., RULES #15.
- ALL GLU-LAM MATERIAL SHALL BE DOUGLAS FIR COAST REGION, PER W.C.L.A., RULES COMBINATION "C", OR EQUIV., f = 2200 P.S.I. (ARCH. APPROV., UNLESS NOTED).
- FABRICATORS:
  - WOODLAM, INC.
  - TIMBER STRUCTURES, INC.
  - RILCO, LAMINATED PRODUCTS, INC.
  - AMERICAN FABRICATORS.

ROOF NAILING

- ½" PLYWOOD SHEATHING W/10d NAILS @ 6" O.C., ON ~~SUPPORTED~~ P.W. PANEL EDGES & 10d NAILS @ 12" O.C., ON INTERIOR JOISTS.
- LEDGERS - 5/8" CINCH ANCHORS @ 4'-0" O.C. ON WALLS UNLESS OTHERWISE NOTED

CLASS "A" CONCRETE BLOCK

- ALL UNITS SHALL BE CLASS "A" 8"x8"x16" (CONC.), REINF., HOLLOW LOAD-BEARING AS REQUIRED FOR THE PURPOSE.
- ALL MORTAR SHALL BE CLASS "S" MORTAR. REINFORCED & GROUT FILLED MASONRY SHALL USE GROUT PER 2403 (S) 1 & 2 U.B.C.

REVISED - SEE 2-A

(D) (C) (B) (A)

REVISIONS	NO.	DATE	APPROVED	CHECKED	DRAWN: J.G.S.

T. M. CARSTENSEN CO.
COMMERCIAL & INDUSTRIAL CONSULTANTS
STANLEY W. MAR - ARCHITECT
ALASKA TRADE BLDG. SEATTLE, WASH.

REGISTERED ARCHITECT
STANLEY W. MAR
STATE OF WASHINGTON

STRUCTURAL NOTES

NEW DRUGSTORE WESTGATE CENTER
EDMONDS, WASHINGTON
EDMONDS WAY & 9TH AVE. SOUTH
GRANDMORE INVESTORS • 71 COLUMBIA ST., SEATTLE, WASH.

JOB NO: 6710
DATE: 6-15-67
SHEET NO.

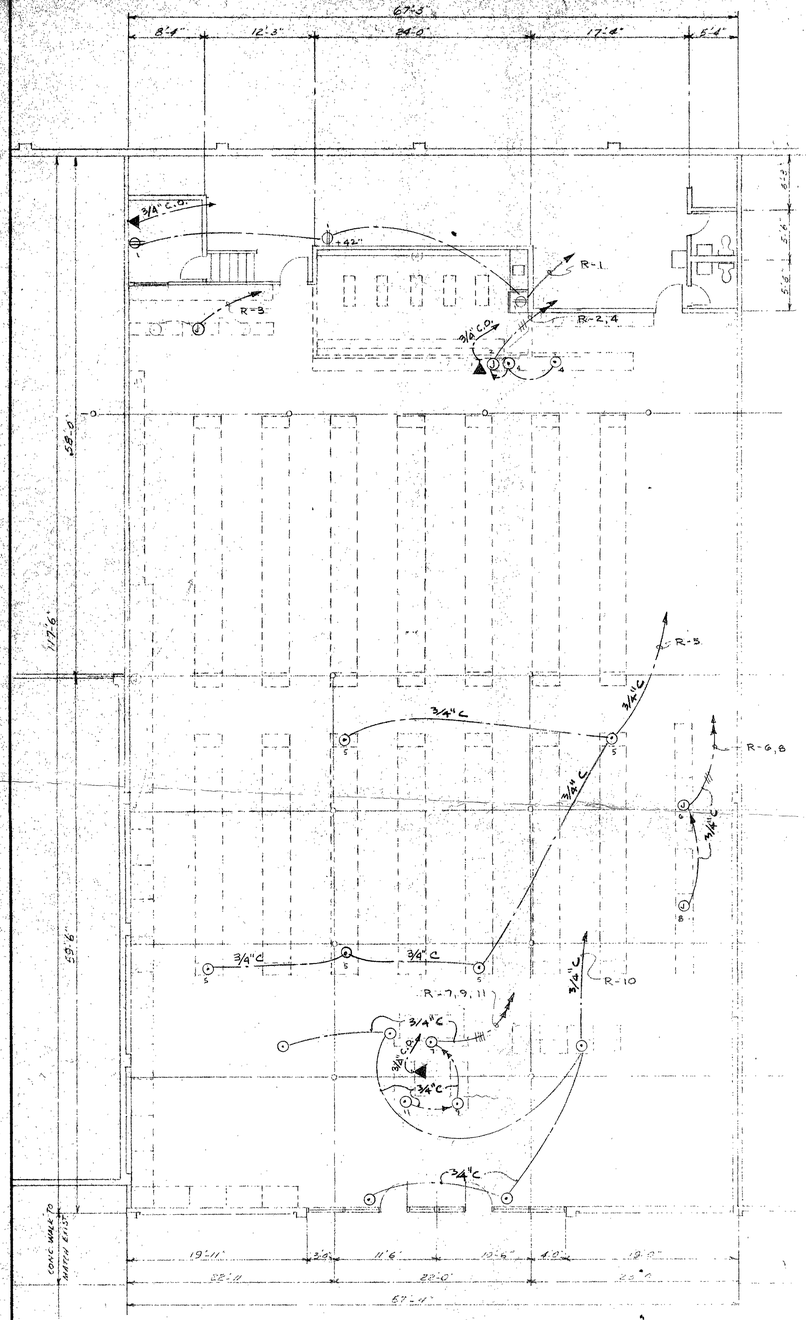

RECEPTACLE PLAN

SCALE: 1/8" = 1'-0"

PANEL R, PHASE, WIRE, VOLTS, TYPE (EXISTING)

LOAD	CKT BKR TRIP	CKT BKR FRAME	CKT BKR POLE	EQUIPMENT OR AREA SERVED	CKT NO
	20		1	RECEPTACLES	1
	↕		↕	" (CASH & CASES)	3
				"	5
				" (ICE CREAM)	7
				" (CHECK STAND)	9
	20		1	" (" ")	11
	50		2	A.C. UNIT	13
					15
					17
					19
					21
					23
					25
					27
					29
					31
					33
					35
					37
					39
					41

CKT NO	EQUIPMENT OR AREA SERVED	CKT BKR POLE	CKT BKR FRAME	CKT BKR TRIP	LOAD
2	RECEPTACLES	1		20	
4	" (CASH)	↕		↕	
6	"				
8	"				
10	"	1		20	
12	A.C. UNIT	2		50	
14	" "				
16		2		50	
18					
20	" "	2		50	
22					
24					
26					
28					
30					
32					
34					
36					
38					
40					
42					

NOTES:

1. FLOOR BOXES TO BE STEEL CITY "CONCRETE-TIGHT" '98' GALV. STEEL W/ P90-1/2-2, 2 3/4" FLOOR PLATE ASS'Y.

SYMBOLS

- CONDUIT CONCEALED IN WALLS OR CEILING
- CONDUIT EXPOSED
- CONDUIT UNDER FLOOR
- $\$$ SWITCH - 1P - 277 V - 20A - HUBBELL 1221
- $\$^3$ SWITCH - 3P - 277 V - 20A - HUBBELL 1223
- RECEPTACLE - DUPLEX - 120V - 15A - GRD TYPE
- (J) JUNCTION BOX
- TELEPHONE OUTLET
- FLUSH FLOOR OUTLET

NOTES

1. ALL WORK SHALL BE DONE IN ACCORDANCE WITH THE N.E.C. & ALL LOCAL CODES
2. ALL WIRING EXCEPT LOW VOLTAGE CABLES SHALL BE INSTALLED IN RIGID CONDUIT OR EMT
3. ALL CONDUIT LARGER THAN 2" SHALL BE RIGID
4. ALL WIRE SHALL BE #12 UNLESS OTHERWISE NOTED

DRAWN | CHECKED | APPROVED | NO. DATE REVISIONS

T. M. CARSTENSEN CO.
COMMERCIAL & INDUSTRIAL CONSULTANTS
STEAM, HOT WATER & AIR HEATING
ALASKA TRADE BLDG. - ARCTIC & 1ST AVE. SO.
SEATTLE, WASH.

NEW DRUGSTORE WESTGATE CENTER

JOB NO
DATE 6-15-67
SHEET NO. E-1

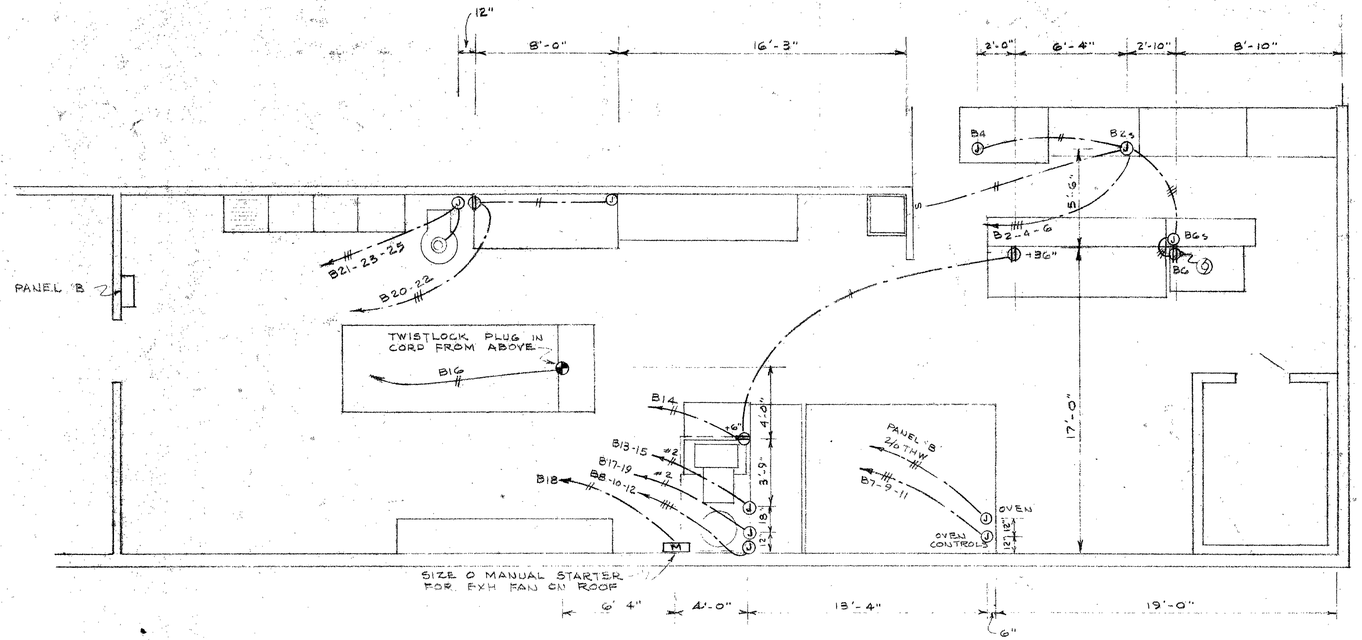

RECEPTACLE PLAN - IN BAKERY AREA

SCALE: 1/4" = 1'-0"

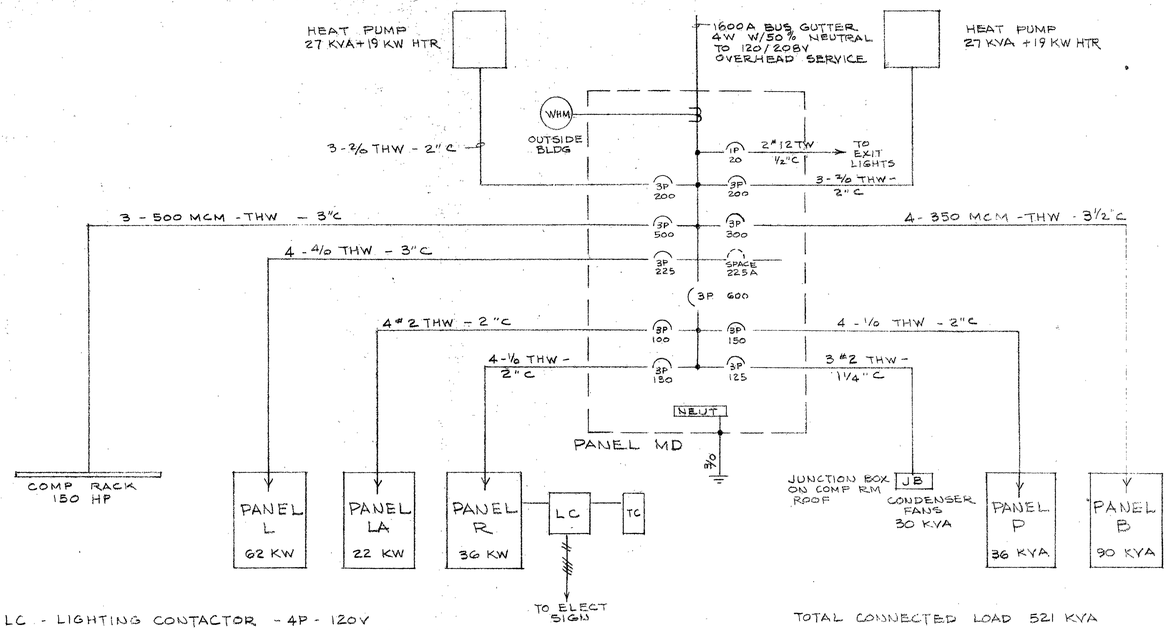

LC - LIGHTING CONTACTOR - 4P - 120V
TC - TIME CLOCK - 24 HR DIAL - 120V (TORK 7100L)

ALL MAIN BREAKERS IN PANEL MD SHALL HAVE 20,000 A SYM. I.C.

TOTAL CONNECTED LOAD 521 KVA

RISER DIAGRAM

SCALE: NONE

NO.	DATE	REVISIONS
1	7/29/66	CORRECTED BUS GUTTER LOAD

DRAWN | CHECKED | APPROVED

T. M. CARSTENSEN CO.
COMMERCIAL & INDUSTRIAL CONSULTANTS
STANLEY W. MAR - ARCHITECT
ALASKA TRADE BLDG. SEATTLE, WASH.

ELECTRICAL - BAKERY RECEPTACLE PLAN
NEW THRIFTWAY STORE
WESTGATE CENTER
EDMONDS WAY & 76th AVE SOUTH
EDMONDS, WASHINGTON

JOB NO: 6541
DATE: 7-15-66
SHEET NO. E5

FLOOR PLAN

SCALE: 1/8" = 1'-0"

MEZZ. PLAN 1/8" = 1'-0"

NOTE: SHADED PORTION DENOTES AREA UNDER MEZZANINE.

NOTE ALL FIXTURES, GONDOLAS, ETC., SHOWN IN DOTTED LINES ARE PROVIDED & INSTALLED BY TENANT.

CITY COPY
APPROVED — DATE 5-22-87
CITY OF EDMONDS - BLDG. DEPT.
INSPECTOR

RECEIVED
MAY 19 1987
CITY OF EDMONDS
BY

T. M. CARSTENSEN CO.
INDUSTRIAL CONSULTANTS
STANLEY W. MAR - ARCHITECT
ALASKA TRADE BLDG.
SEATTLE, WASH.

NO. | DATE | REVISIONS

DRAWN: J.G.S. | CHECKED DG | APPROVED

JOB NO: 6541
DATE: 7-15-66
SHEET NO.

FLOOR PLAN.
NEW THRIFTWAY STORE - WESTGATE CENTER
EDMONDS WAY - 9TH AVE. SOUTH
GRANDMORE INVESTORS - 711 COLUMBIA ST. SEATTLE, WASH.

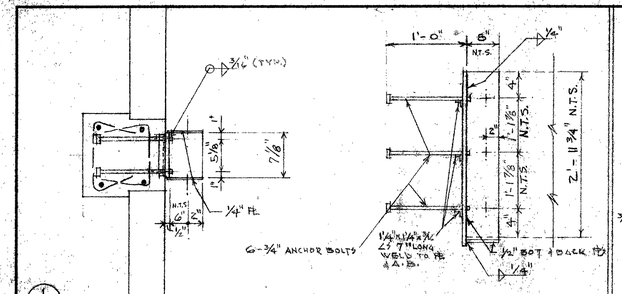

1/7 BEAM SEAT @ GRID Ⓐ-②④ & Ⓚ-②④⑤⑦ SCALE: 1"=1'-0"

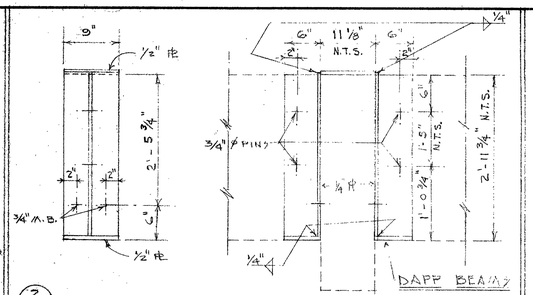

2/7 BEAM SEAT @ GRIDE Ⓔ Ⓖ-②④⑤⑦ 1"=1'-0"

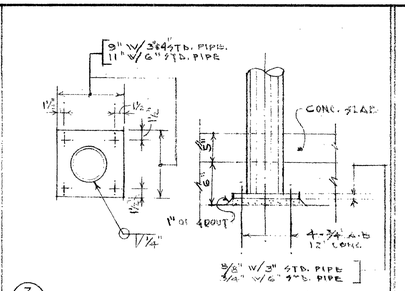

3/7 PIPE COL. BASE (FOR 3"-4" ϕ STD. PIPE) 1"=1'-0"

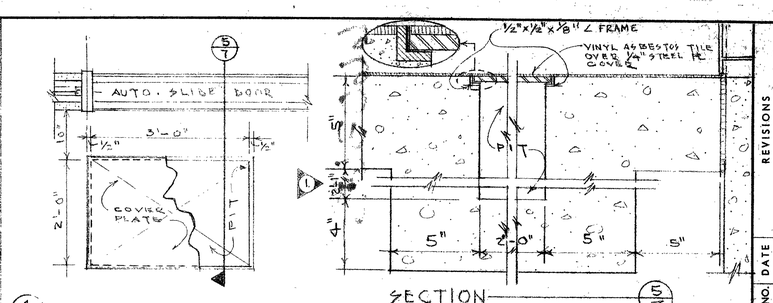

4/7 PIT WITH COVER FOR AUTO. SLIDE DOOR MECHANICAL UNIT.

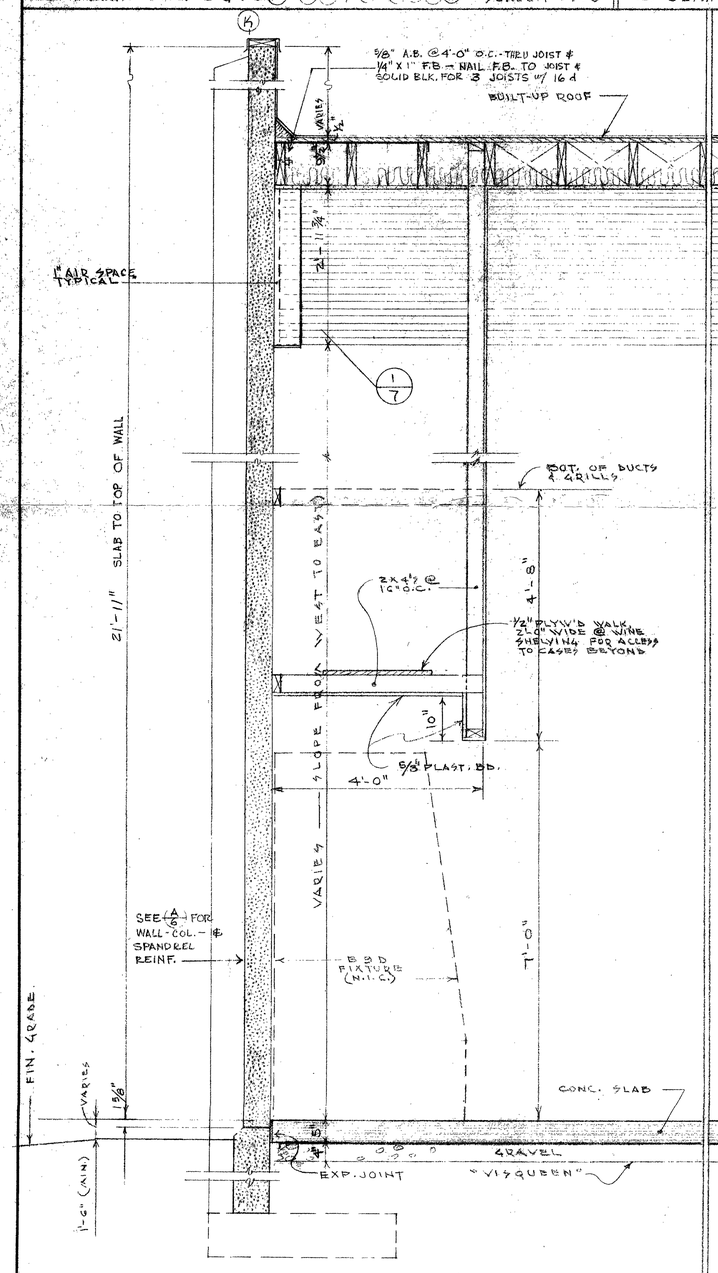

A/7 SECTION THRU LINE Ⓚ

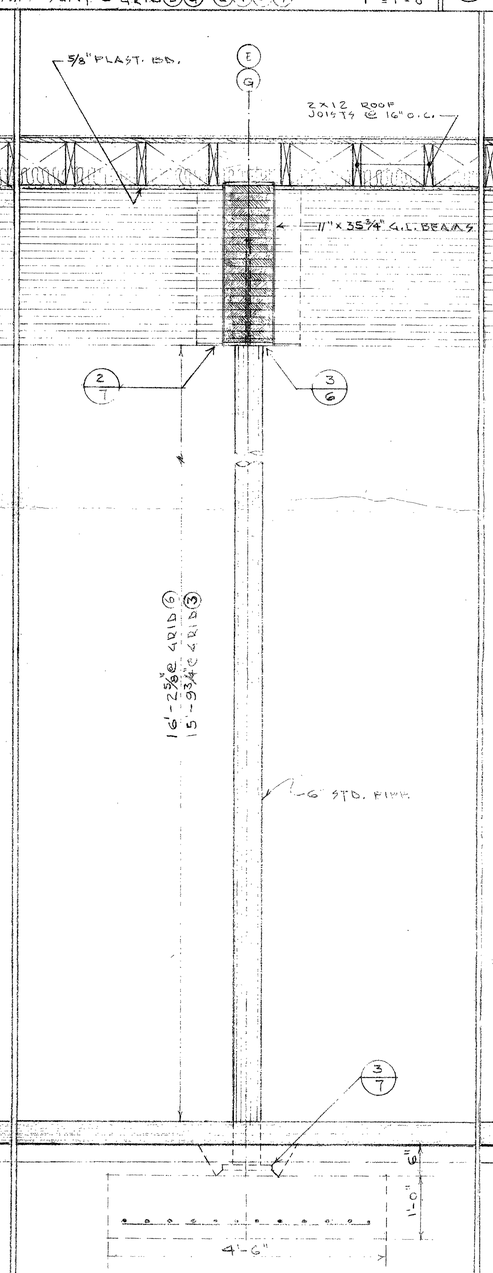

B/7 SECTION THRU LINES Ⓔ Ⓖ

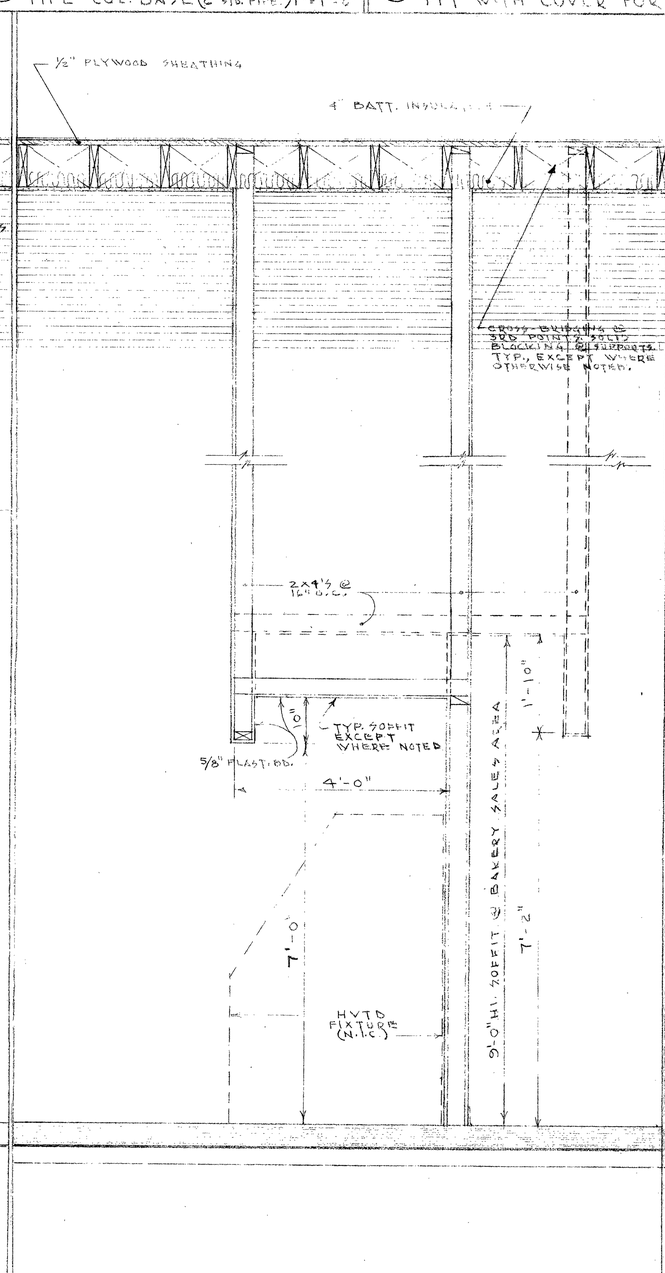

C/7 SECTION THRU LINE BETWEEN SALES AREA & BAKERY

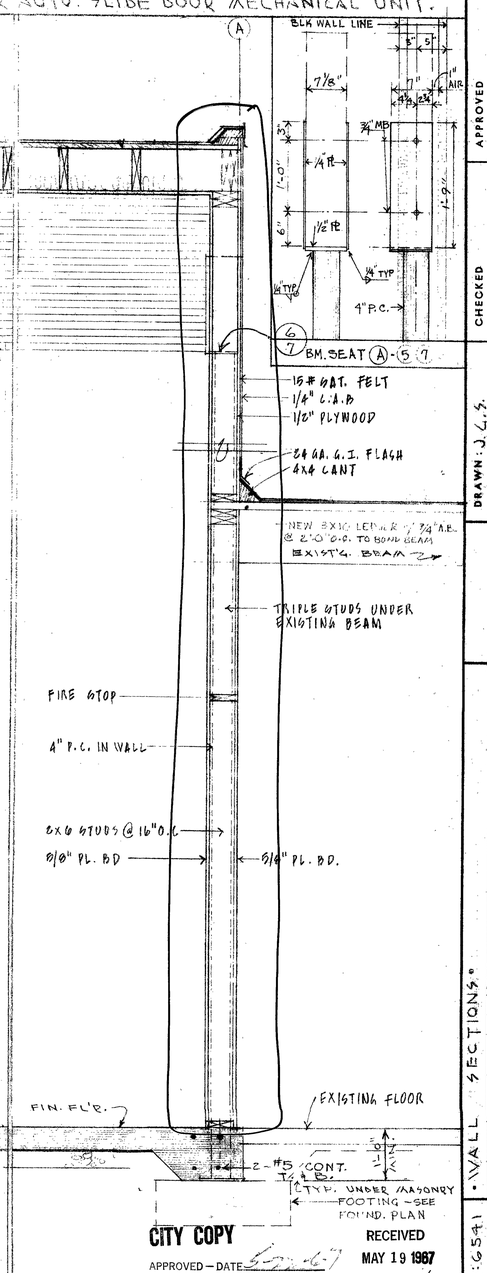

D/7 SECTION THRU LINE Ⓐ SCALE: 3/4" = 1'-0"

CITY COPY
APPROVED — DATE
CITY OF EDMONDS - BLDG. DEPT.
INSPECTOR
RECEIVED
MAY 19 1967
CITY OF EDMONDS
BY

NO. 1 | DATE | REVISIONS
DET 4/6

DRAWN: J.L.S. | CHECKED | APPROVED

T. M. CARSTENSEN CO.
COMMERCIAL & INDUSTRIAL CONSULTANTS
STANLEY W. MAR. - ARCHITECT
ALASKA-TRADE BLDG. SEATTLE, WASH.

JOB NO: 6541
DATE 7-15-66
SHEET NO. 7

• WALL SECTIONS •

NEW THRIFTWAY STORE - WESTGATE CENTER
EDMONDS, WASHINGTON
EDMONDS WAY & 9TH AVE. SOUTH
for
EDMONDS - TRANSMOORE INVESTORS - 71 COLUMBIA ST. SEATTLE, WASH.

13" VTR
4" VTR
21'-9"
17'-0"
5'-9"
12'-0"
5" W
2" COIL DRAIN UP 4"
2" W
24'-5"
3" W
4" W
2" CO
FCO
2" CD
3" W
12'-0"
16'-4"
12'-4"
13'-0"
5'-3"
7'-0"
3'-6"
6'-0"
3'-6"
6'-0"
3'-6"
6

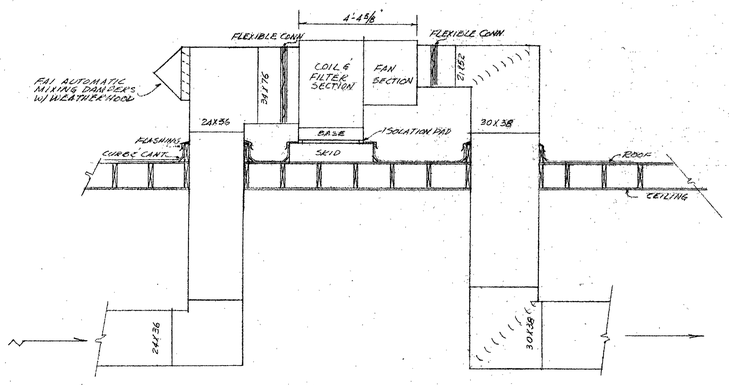

SECTION "AA" SCALE ⅜"=1'-0"

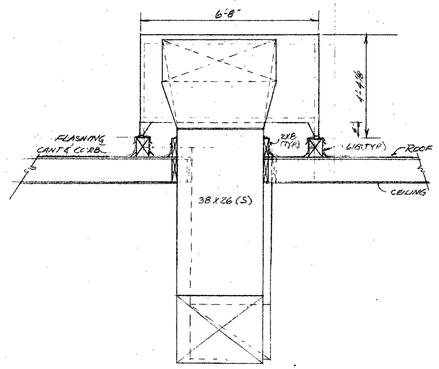

SECTION "BB" SCALE ⅜"=1'-0"

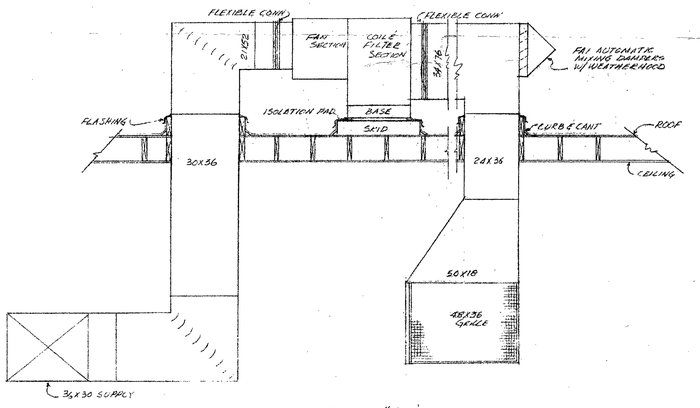

SECTION "CC" SCALE ⅜"=1'-0"

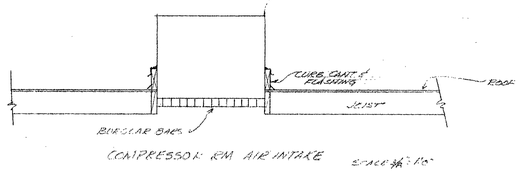

COMPRESSOR RM AIR INTAKE SCALE ⅜"=1'-0"

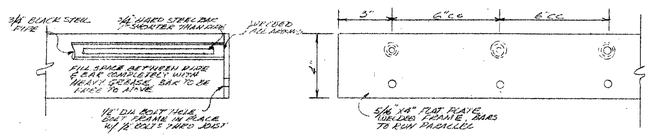

DETAILS OF BURGLAR BARS SCALE 3"=1'-0"

HEATING, VENTILATION & AC EQUIPMENT SCHEDULE

(1)	AIR CONDITIONING UNIT CARRIER OR EQUAL HEAT PUMP 38AC016 IN COMB. W/ 40RT016 6000 CFM 197,000 BTU COOLING, 182,000 BTU HEATING W/10 KW RESISTANCE HEATER 208 V 3Ø 60 ~ TOTAL LOAD 127.7 AMPS.
(A)	PENN EXHAUST FAN OR EQUAL DMT 10V 100 CFM ⅛" SP 1050 RPM 1/15 HP ROOF MOUNTED (2 SPEED) @ 150 CFM
(A2)	PENN EXHAUST FAN OR EQUAL DMT 10R 250 CFM ⅛" SP 1050 RPM 1/15 HP ROOF MOUNTED (2 SPEED)
(1)	UNIT HEATER ELECTROMODE OR EQUAL # 14-10 10 KW 34,150 BTU 700 CFM 1/40 HP W/ THERMOSTAT. (BY ELECTRICAL CONTR.)

DRAWN	SFE
CHECKED	
APPROVED	

NO.	DATE	REVISIONS

T. M. CARSTENSEN CO.
COMMERCIAL & INDUSTRIAL CONSULTANTS
STANLEY W. MAR - ARCHITECT
ALASKA TRADE BLDG. SEATTLE, WASH.

REGISTERED ARCHITECT
STANLEY W. MAR
STATE OF WASHINGTON

HEATING, AC & VENTILATION DETAILS & SCHEDULE

NEW THRIFTWAY STORE
WESTGATE CENTER
EDMONDS WASHINGTON

EDMONDS WAY & 9TH AVE SOUTH
GRANDMORE INVESTORS 71 COLUMBIA ST. SEATTLE

JOB NO 6541
DATE 7-15-66
SHEET NO. M-2

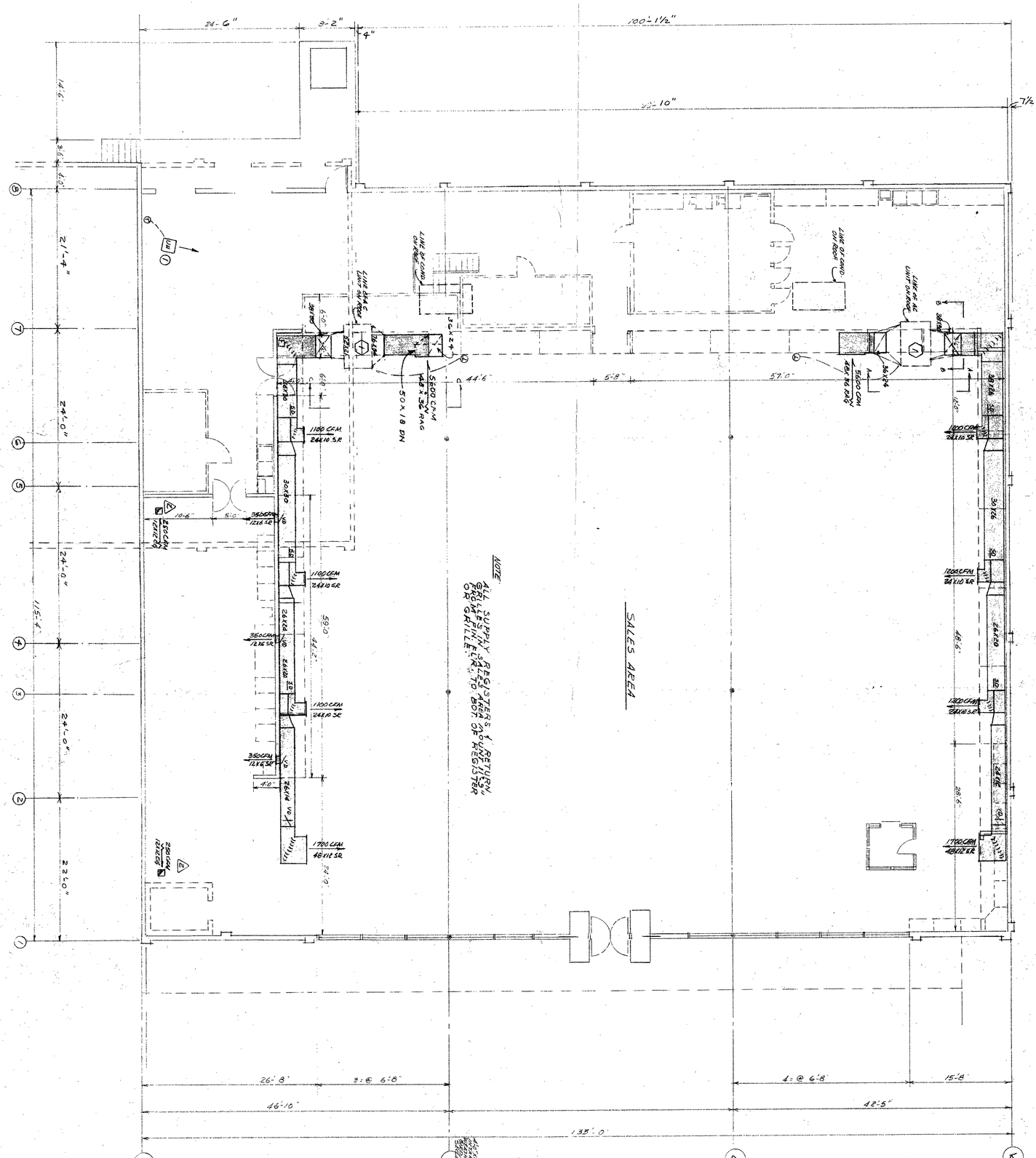

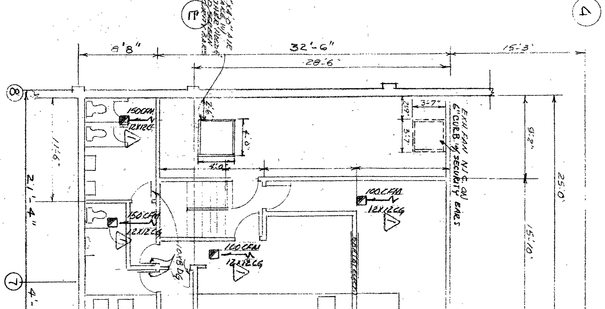

JOB NO 6541	HEATING, A.C. & VENTILATION		DRAWN SFR	CHECKED	APPROVED	NO.	DATE	REVISIONS
DATE 6-13-66	NEW THRIFTWAY STORE							
SHEET NO. M-3	WESTGATE CENTER							
	EDMONDS WASHINGTON							
	EDMONDS WAY & 9TH AVE SOUTH							
	GRANDMORE INVESTORS 71 COLUMBIA ST SEATTLE							

REGISTERED ARCHITECT
STANLEY W. MAR
STATE OF WASHINGTON

T. M. CARSTENSEN CO.
COMMERCIAL & INDUSTRIAL CONSULTANTS
STANLEY W. MAR - ARCHITECT
ALASKA TRADE BLDG. SEATTLE, WASH.

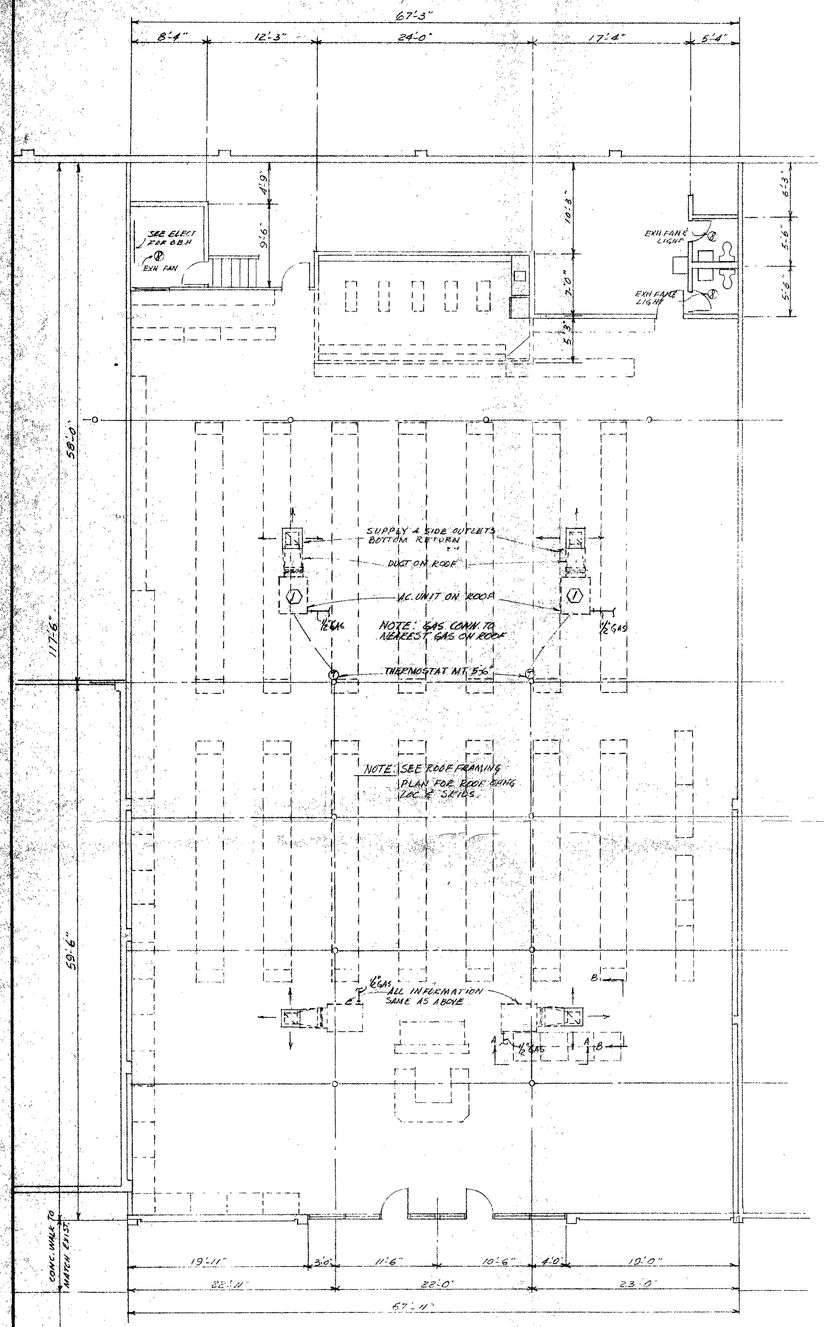

FLOOR PLAN SCALE 1/8" = 1'-0"

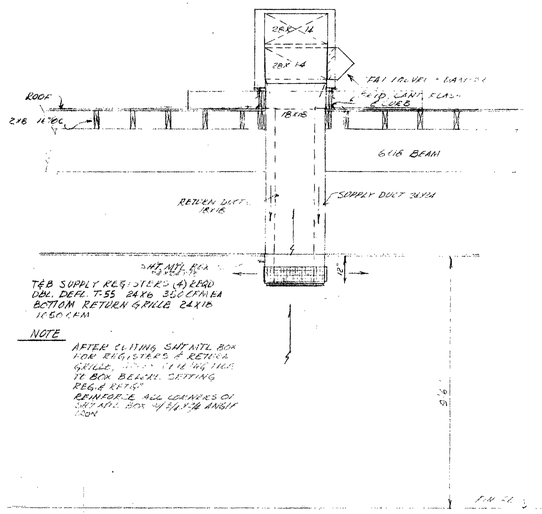

SECTION "BB" SCALE 3/8" = 1'-0"

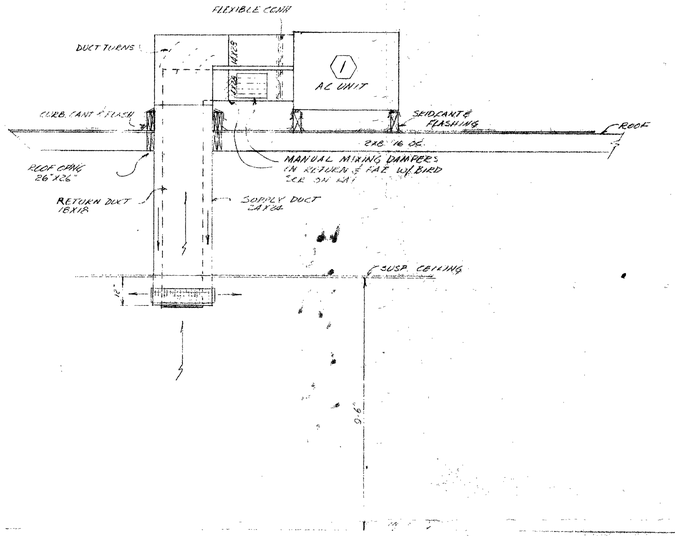

SECTION "AA" SCALE 3/8" = 1'-0"

HEATING & AIRCONDITIONING EQUIP. SCHEDULE

(1) CARRIER AC UNITS #48DA004 1Φ 230V 60~ 41,000 BTU COOLING 75,000 BTU OUTPUT HEATING 1400 CFM COMPR. 22.8 AMPS FL. COND. 1/4 HP 2.2 AMPS EVAP. 1/8 HP 3.6 AMPS #8 WIRE 40 AMP FUSE CYCLE CONTROL PROTECTION, THERMOSTAT START-UP & WARRANTY

NO.	DATE	REVISIONS

DRAWN SFR | CHECKED | APPROVED

T. M. CARSTENSEN CO.
COMMERCIAL & INDUSTRIAL CONSULTANTS
STANLEY W. MAR - ARCHITECT
ALASKA TRADE BLDG. SEATTLE, WASH.

HEATING & AIRCONDITIONING

NEW DRUGSTORE WESTGATE CENTER

JOB NO 6710

DATE 6-13-67

SHEET NO. M-1

ROOM FINISH SCHEDULE

NO.	ROOM USE	NORTH WALL	EAST WALL	SOUTH WALL	WEST WALL	CEILING	FLOOR	BASE	TRIM	REMARKS
	MAIN FLOOR									
101	SALES AREA	5/8" PLAST. BD. 2-COATS PAINT	CONCRETE - 5/8" PLAST. BD - 2 COATS PAINT - GLASS & STONE ROLL	5/8" PLAST. BD. 2-COATS PAINT	5/8" PLAST. BD. 2-COATS PAINT	5/8" PLAST. BD. 2-COATS PAINT	VINYL ASBESTOS TILE	4" RUBBER	PIG-PRIMER 2-COATS SEMI-GLOSS ENAMEL	
102	OFFICE	SEE DETAILS 3 THRU 8 ON THIS SHEET.				NONE	DO.	DO.	DO.	
103	BAKERY	5/8" PLAST. BD 2-COATS ENAMEL	2 COATS OF MASONRY SEALER	5/8" PLAST. BD 2 CTS. ENAMEL	5/8" PLAST. BD. 2-COATS ENAMEL	5/8" PLAST. BD. 2-COATS ENAMEL	DO.	DO.	DO.	ENAMEL TO BE HI-GLOSS.
104	PRODUCE	DO. 4 FIXTURES (N.I.C.)	5/8" PLAST. BD. 2-COATS ENAMEL	DO.	CONC. BLK'S. 2 CTS. MASONRY SEAL	DO.	CONCRETE W/HARDENER	NONE	DO.	
105	MEATS	PL. BD. ON FURRS - 8" MARLITE - PAINT ABOVE	DO 4 FIXTURES (N.I.C.)	DO. 4 FIXTURES (N.I.C.)	PL. BD. ON FURR'S - 8" MARLITE - PAINT ABOVE	DO.	VINYL ASBESTOS TILE	4" RUBBER	DO.	CEILING HEIGHT - 9'-0" (FURRED) MARLITE - AMERICAN WALNUT #176
106	STAIRS	5/8" PLAST. BD. RAIL-WALL-PAINT	5/8" PLAST. BD. 4 COOLER-PAINT	5/8" PLAST BD. WOOD RISERS-PAINT	5/8" PLAST. BD. PAINT	5/8 PLAST. BD PAINT	FIR TREADS W/RUBBER TOPS	FIR STRINGER PAINT	FIR TRIM & H.R. ENAMEL	2-COATS OF PAINT OR ENAMEL THRU-OUT.
	MEZZANINE									
201	HALL	5/8" PLAST. BD. 2-COATS PAINT	5/8" PLAST. BD. 2-COATS PAINT	5/8" PLAST. BD. 2-COATS PAINT	5/8" PLAST. BD. 2-COATS PAINT	5/8" PLAST. BD. 2-COATS PAINT	VINYL ASBESTOS TILE	4" RUBBER	PIG-PRIMER 2-COATS SEMI-GLOSS ENAMEL	
202	OFFICE	DO.	DO.	DO.	DO.	DO.	DO.	DO.	DO.	
203	LUNCH	DO.	DO.	DO.	DO.	DO.	DO.	DO.	DO.	FORMICA COUNTER TOP - SELF EDGE AND 6" BACK SPLASH.
204	VESTIBULE	DO.	DO.	DO.	DO.	DO.	DO.	DO.	DO.	
205	MEN	5/8" PLAST. BD. 2-COATS ENAMEL	5/8" PLAST. BD. 2-COATS ENAMEL	5/8" PLAST. BD. 2-COATS ENAMEL	5/8" PLAST. BD. 2-COATS ENAMEL	5/8" PLAST. BD. 2-COATS ENAMEL	DO.	DO.	DO.	MARLITE W/SCT TO 4' HI. FORMICA TOP & SELF EDGE COUNTER
206	VESTIBULE	5/8" PLAST. BD. 2-COATS PAINT	5/8" PLAST. BD. 2-COATS PAINT	5/8" PLAST. BD. 2-COATS PAINT	5/8" PLAST. BD. 2-COATS PAINT	5/8" PLAST. BD. 2-COATS PAINT	DO.	DO.	DO.	
207	WOMEN	5/8" PLAST. BD. 2-COATS ENAMEL	5/8" PLAST. BD. 2-COATS ENAMEL	5/8" PLAST. BD. 2-COATS ENAMEL	5/8" PLAST. BD. 2-COATS ENAMEL	5/8" PLAST. BD. 2-COATS ENAMEL	DO.	DO.	DO.	MARLITE WAINSCOT TO 4' HIGH.
208	COMPRESSOR	DO	DO.	DO.	EXPOSED CONC SEALED.	DO.	EXPOSED PLYWOOD.	DO.	DO.	

DOOR SCHEDULE

NO.	SIZE	TYPE	FINISH	GLASS	BUTTS	LOCKS	CLOSER	REMARKS
	MAIN FLOOR							
01	3'-0" x 7'-0" x 1 3/4" (PR)	ALUM. NARROW STILE	ALUMILITE	1/4" TEMPERED PLATE GLASS	PIVOTS BY DOOR MFR.	CYLINDERS BY DOOR MFR.	CONCEALED OVH. CLOSER BY DOOR MFR.	DOUBLE-ACTING DOORS. CYLINDER SHALL BE SUITABLE TO RECEIVE "BEST" CORE TYP. (VERIFY)
02	3'-0" x 7'-0" x 1 3/4"	ALUM. AUTO SLIDING	DO.	DO.	TRACK BY DOOR MFR.	DO.	AUTOMATIC DOOR OPENER	"DOR-O-MATIC" AUTO SLIDE DOOR OR EQUAL.
	DO.	DO.	DO.	DO.	DO.	DO.	DO.	DO.
03	3'-0" x 5'-8" x 1 3/8" (PR)	SHEET ALUM. ALLOY	DO.	NONE	"BOMMER" DOUBLE-ACTING SPRING	NONE	SPRING HINGE	CAFE TYPE DOORS.
04	2'-6" x 6'-8" x 1 3/4" (PR.)	SOLID-CORE MAHOGANY	SEAL-2 COATS VARNISH	12"x12" D.S. GLASS WIND.	DO.			PUSH & KICK PLATE PULL PLATE
05	6'-0" x 8'-0"	STEEL VERT LIFT DOOR	PAINTED	NONE	TRACK & HOUSING ETC. BY DOOR MFR.	CYLINDER BY MFR. KEYED BOTH SIDES.	NONE	
	DO.	DO.	DO.	DO.	DO.	DO.	DO.	
06	3'-0" x 7'-0" x 1 3/4"	HOLLOW METAL	PRIME COAT BY DOOR MFR. 2 COATS EXT. PAINT.	DO.	1 1/2 PAIR / BY DOOR MFR.	SARGENT LOCK-SET OR EQUAL	DO.	
07	2'-6" x 5'-8" x 1 3/8" (PR)	SHEET ALUM. ALLOY	ALUMILITE	DO.	"BOMMER" DOUBLE-ACTING SPRING	NONE	SPRING HINGE	CAFE TYPE DOORS.
08	2'-0" x 4'-5 3/8" x 1 3/8"	HOLLOW-CORE MAHOGANY	SEAL-2 COATS WALNUT #176 FIN.	DO.	PR 3 1/2 x 3 1/2	SARGENT LOCK-SET OR EQUAL	NONE	
	MEZZANINE							
09	2'-8" x 6'-8" x 1 3/8"	HOLLOW-CORE MAHOGANY	SEAL-2 COATS VARNISH	NONE	PR 3 1/2 x 3 1/2	SARGENT LOCK-SET OR EQUAL.	NONE	
	DO.	DO.	DO.	DO.	DO.	DO.	DO.	
10	3'-0" x 6'-8" x 1 3/4"	HOLLOW-METAL.	PRIME COAT BY DOOR MFR. 2 COATS PAINT	DO.	PR. 4 x 4	NONE	SELF-CLOSING	"C" FIRE-LABEL (1-HR).
11	2'-4" x 6'-8" x 1 3/8"	HOLLOW-CORE MAHOGANY	SEAL-2 COATS VARNISH	DO.	DO.	DO	SARGENT OR EQUAL	10"x 3' LOUVER; PUSH & KICK PLATE PULL PLATE
	DO.	DO.	DO.	DO.	DO.	DO.	DO.	
	DO.			DO.	DO.	DO	DO	DO.
	DO.	DO.	DO.	DO.	DO.	DO.	DO.	DO.

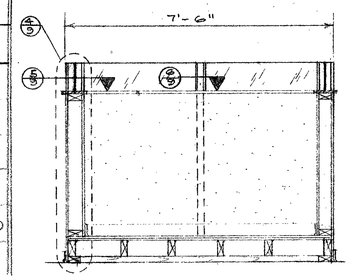

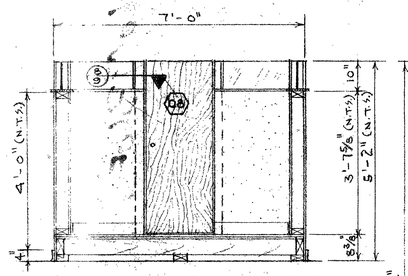

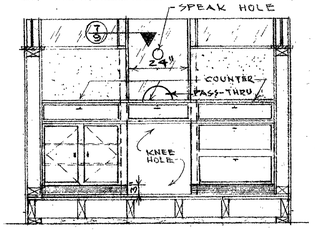

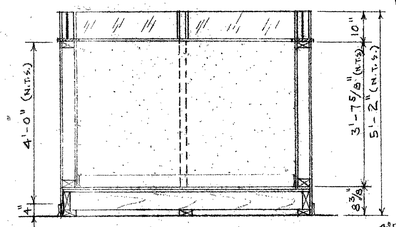

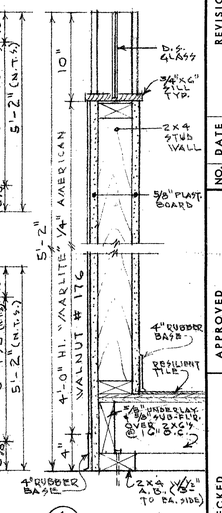

5/9 CASHIER'S OFFICE INTERIOR ELEVATIONS SCALE: 1/2" = 1'-0"

4/9 BLOW-UP

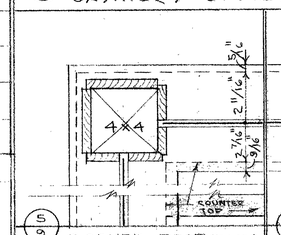

5/9 CORNER POST (TYP.)

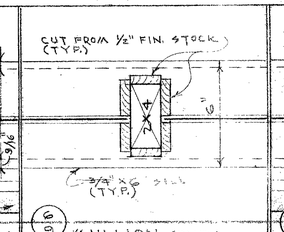

6/9 MULLION (TYP.)

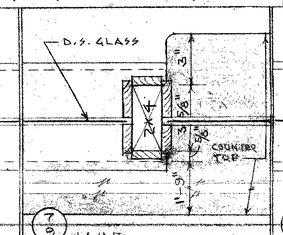

7/9 JAMB AT SECURITY PANEL

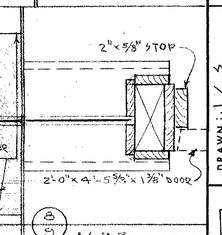

8/9 JAMB AT DOOR

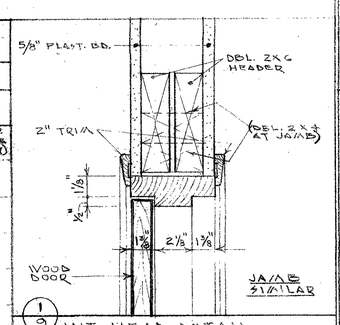

1/9 INT. HEAD DETAIL

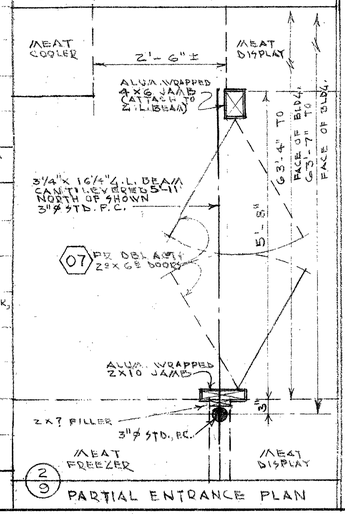

2/9 PARTIAL ENTRANCE PLAN

REVISIONS | NO. | DATE

APPROVED

CHECKED

DRAWN: J.G.S.

T. M. CARSTENSEN CO.
COMMERCIAL & INDUSTRIAL CONSULTANTS
STANLEY W. MAR - ARCHITECT
ALASKA TRADE BLDG. SEATTLE, WASH.

REGISTERED ARCHITECT STATE OF WASHINGTON
TL-1056

JOB NO: 6541 · FINISH & DOOR SCHEDULES ·

DATE: 7-15-66

SHEET NO. 9

NEW THRIFTWAY STORE · WESTGATE CENTER
EDMONDS WAY & 9TH AVE. SOUTH
EDMONDS, WASHINGTON
for
GRAND/MORE INVESTORS · 71 COLUMBIA ST., SEATTLE, WASH.

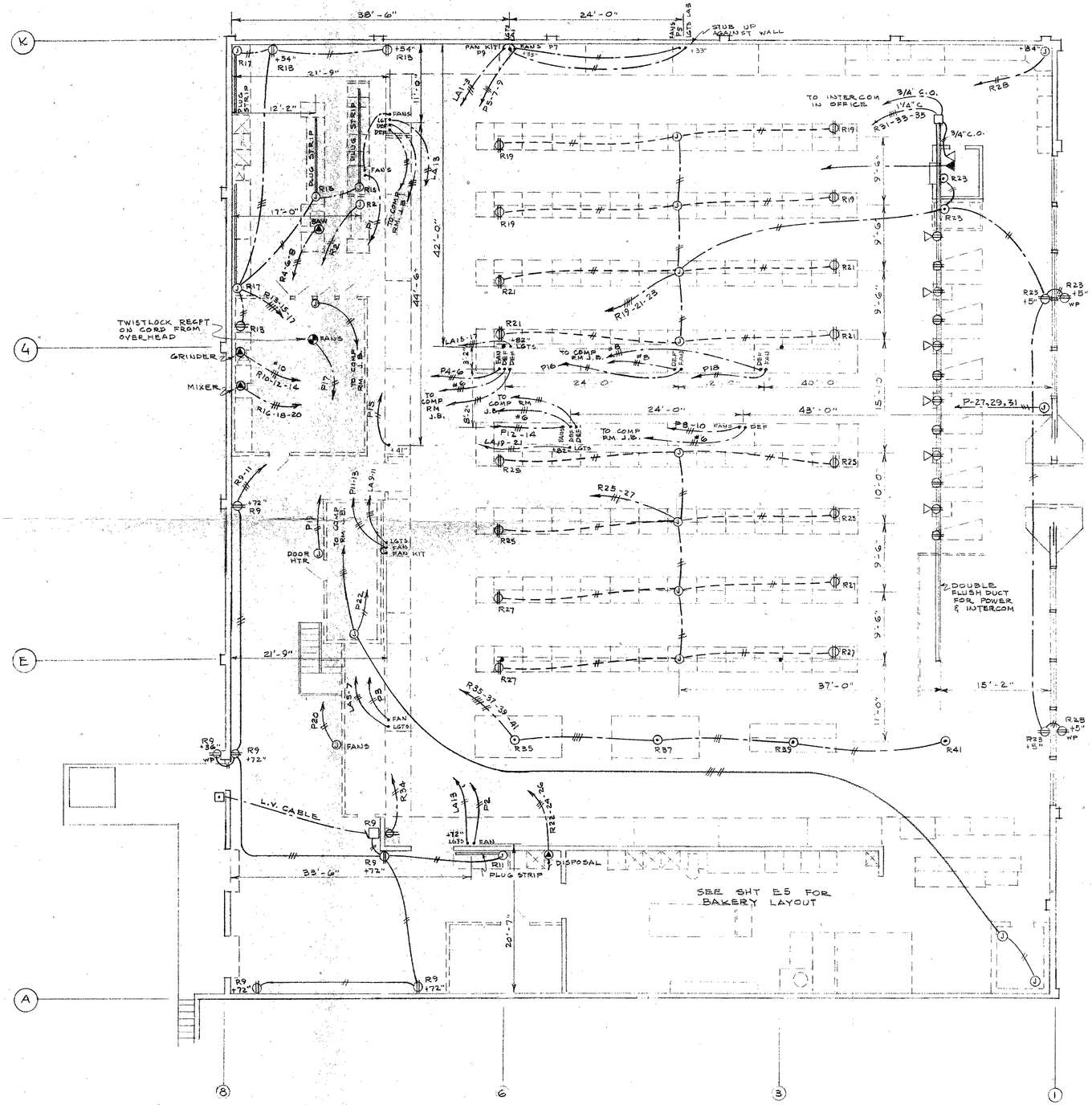

RECEPTACLE PLAN
SCALE: 1/8" = 1'-0"

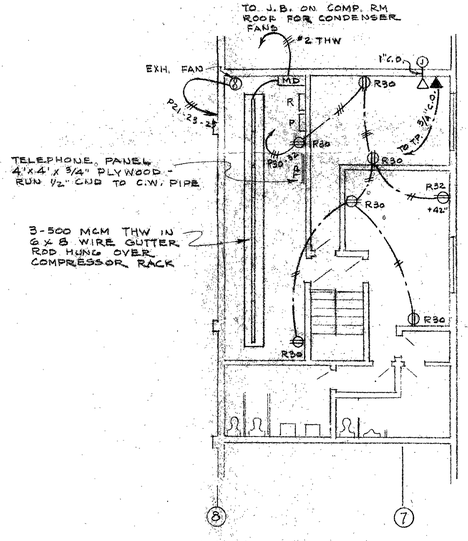

RECEPTACLE PLAN - MEZZANINE
SCALE: 1/8" = 1'-0"

NO.	DATE	REVISIONS

T. M. CARSTENSEN CO.
COMMERCIAL & INDUSTRIAL CONSULTANTS
STANLEY W. MAR - ARCHITECT
ALASKA TRADE BLDG. SEATTLE, WASH.

DRAWN | CHECKED | APPROVED

ELECTRICAL - RECEPTACLE PLAN

NEW THRIFTWAY STORE

WESTGATE CENTER
EDMONDS WAY & 9th AVE. SOUTH
EDMONDS, WASHINGTON

JOB NO: 6541
DATE: 7-15-66
SHEET NO. E3

PANEL "L" SCHEDULE

CKT BKR. TRIP	FRAME	POLE	NAMEPLATE	CKT NO.		CKT NO.	NAMEPLATE	CKT BKR. POLE	FRAME	TRIP
20	50	1	MARQUEE LIGHTS	1		2	SALES AREA LIGHTS	1	50	20
			MARQUEE LIGHTS	3		4				
			MARQUEE LIGHTS	5		6				
			SALES AREA LIGHTS	7		8				
				9		10				
				11		12	SALES AREA LIGHTS			
				13		14	CURTAIN WALL LIGHTS			
				15		16				
				17		18				
				19		20				
				21		22	CURTAIN WALL LIGHTS			
				23		24	STOCK LIGHTS			
				25		26	STOCK LIGHTS			
				27		28	SPARE			
				29		30	SPARE			
				31		32	SPARE			
				33		34	MEAT COOLER-FREEZER LGTS			
				35		36	MEAT PREP LIGHTS			
				37		38	MEAT PREP LIGHTS			20
				39		40				
20	50	1	SALES AREA LIGHTS	41		42		1	50	

PANEL "B" SCHEDULE

CKT BKR. TRIP	FRAME	POLE	NAMEPLATE	CKT NO.		CKT NO.	NAMEPLATE	CKT BKR. POLE	FRAME	TRIP	
							OVEN	3	J	175	
20	Q	1	LIGHTS	1		2	DISPLAY CASES LIGHTS	1	Q	20	
20		1	LIGHTS	3		4	DISPLAY CASE MOTOR				*
20		1	LIGHTS	5		6	DISPLAY CASE MOTOR				*
				7		8	DONUT LIGHT & CONTROL				
20		3	OVEN CONTROLS	9		10	DONUT LIGHT & CONTROL				
				11		12	DONUT LIGHT & CONTROL				
90		2	DOUGHNUT	13		14	SLICER				
				15		16	ROLL SHEETER				
90		2	FRYER	17		18	EXH FAN				
				19		20	BENCH MIXER				
				21		22	RETARDER	1		20	
20		3	MIXER	23		24					
				25		26					
				27		28					
				29		30					
				31		32					
				33		34					
	Q			35		36			Q		

PANEL "R" SCHEDULE

CKT BKR. TRIP	FRAME	POLE	NAMEPLATE	CKT NO.		CKT NO.	NAMEPLATE	CKT BKR. POLE	FRAME	TRIP
20	50	1	SIGN	1		2	SLICER	1	50	20
				3		4				
				5		6	MEAT SAW	3		20
			SIGN	7		8				
			STOCK RECPT	9		10				
			PLUG STRIP	11		12	GRINDER	3		30
			PLUG STRIP	13		14				
			PLUG STRIP	15		16				
			RECPT	17		18	MIXER	3		20
			GONDOLA	19		20				
			GONDOLA	21		22				
			RECPT - FRONT	23		24	DISPOSAL	3		30
			GONDOLAS	25		26				
			GONDOLAS	27		28	DISPLAY CASE	1		20
			CHECK STAND	29		30	MEZZ RECPT	1		20
			CHECK STAND	31		32	LUNCH RM RECPT	1		20
			CHECK STAND	33		34	WATER COOLER RECPT	1		20
			S.C. REFER UNITS	35		36				
				37		38				
				39		40				
20	50	1	S.C. REFER UNITS	41		42			50	

FIXTURE LIST

A	OPAL DRUM	PRESC 7812	4 - 60W
B	BRACKET FIXTURE W/RECEPTACLE	PRESC WB24CO	1 - 100W
C	SHALLOW DOME REFLECTOR	STEBER RP116RV	1 - 200W
D	PAR LAMPHOLDER	STEBER 5300	1 - 150W PAR 38
E	EXIT LITE AS REQ'D	PRESC 50 SERIES	2 - 25W
F42	FLUOR STRIP 2T - 4'	LITH UN240	2 - F40T12
F82	FLUOR STRIP 2T - 8'	LITH UN296	2 - F96T12
F82HO	FLUOR STRIP 2T-8' 800 MA	LITH UN296HO	2 - F96T12HO
F42HO	FLUOR STRIP 2T-4' 800 MA	LITH UN248HO	2 - F48T12HO
F83HO	FLUOR STRIP 3T-8' 800 MA	LITH UN396HO	3 - F96T12HO
F43HO	FLUOR STRIP 3T-4' 800 MA	LITH UN348HO	3 - F48T12HO
V	VAPORPROOF FIXTURE	STEBER VP250	1 - 200W

1. ALL BALLASTS SHALL BE ETL - CBM
2. USE NATURAL LIGHT TUBES OVER PRODUCE CASES, MEAT CASES & MEAT PREP AREA

PANEL "P" SCHEDULE

CKT BKR. TRIP	FRAME	POLE	NAMEPLATE	CKT NO.		CKT NO.	NAMEPLATE	CKT BKR. POLE	FRAME	TRIP
20	50	1	MEAT FANS	1		2	PRODUCE FANS	1	50	20
			DELI FANS	3		4	REFER FANS			
			BEV. FANS	5		6				
			BEV. FANS	7		8				
			BEV. FAN KIT.	9		10				
			DELI FAN	11		12				
			DELI FAN KIT.	13		14				
			MEAT FANS	15		16				
			MEAT COOLER RECPT	17		18	REFER FANS			
		1	FREEZER DOOR HTR	19		20	COOLER FAN			
				21		22	FREEZER FANS & HTRS	1		20
		3	EXHAUST FANS	23		24	BASEBOARD HTRS	2		20
				25		26				
				27		28	SPARE	1		20
20		3	DOOR OPERATOR	29		30				
				31		32	UNIT HEATER	3		40
				33		34				
				35		36				
				37		38				
				39		40				
	50			41		42			50	

PANEL LA SCHEDULE

CKT BKR. TRIP	FRAME	POLE	NAMEPLATE	CKT NO.		CKT NO.	NAMEPLATE	CKT BKR. POLE	FRAME	TRIP
20	50	1	BEV LIGHTS	1		2	MEZZANINE LIGHTS	1	50	20
			BEV LIGHTS	3		4	MEZZANINE LIGHTS	1		20
			DAIRY LIGHTS	5		6	NIGHT LIGHTS	1		20
			DAIRY LIGHTS	7		8				
			DELI LIGHTS	9		10				
			DELI LIGHTS	11		12				
			MEAT - PRODUCE LIGHTS	13		14				
			CASE LIGHTS	15		16				
			CASE LIGHTS	17		18				
			CASE LIGHTS	19		20				
20		1	CASE LIGHTS	21		22				
	50			23		24			50	

SYMBOLS

- CONDUIT CONCEALED IN WALLS OR CEILING
- CONDUIT EXPOSED
- CONDUIT UNDER FLOOR
- J — JUNCTION BOX
- RECEPTACLE - DUPLEX - 120V - 15A - GRD TYPE
- FLUSH FLOOR RECEPTACLE - NATIONAL #800 - W/GRD RECPT
- TELEPHONE OUTLET
- S — SWITCH - 1P - 277V - 20A (HUBBELL 1221)
- S3 — SWITCH - 3P - 277V - 20A (HUBBELL 1223)
- EXHAUST FAN
- SP — SWITCH W/PILOT LIGHT
- SP3 — SWITCH 3-WAY W/PILOT LIGHT
- T — THERMOSTAT
- SPECIAL PURPOSE OUTLET
- UH — UNIT HEATER
- INTERCOM OUTLET
- BUZZER PUSH BUTTON - EDWARDS 1785
- BUZZER W/TRANSFORMER - EDWARDS 13-3 W/872/24 XFORMER
- DROP PLUG FROM ABOVE - TWISTLOCK OUTLET

NOTES

1. ALL WORK SHALL BE DONE IN ACCORDANCE WITH THE NEC & ALL LOCAL CODES
2. ALL WIRING EXCEPT LOW VOLTAGE CABLES SHALL BE INSTALLED IN RIGID CONDUIT OR EMT
3. ALL CONDUIT LARGER THAN 2" SHALL BE RIGID
4. ALL WIRE SHALL BE #12TW UNLESS OTHERWISE NOTED.

REVISIONS | NO. | DATE | APPROVED | CHECKED | DRAWN

T. M. CARSTENSEN CO.
COMMERCIAL & INDUSTRIAL CONSULTANTS
STANLEY W. MAR - ARCHITECT
ALASKA TRADE BLDG. SEATTLE, WASH.

ELECTRICAL - PANEL SCHEDULES

NEW THRIFTWAY STORE

WESTGATE - CENTER
EDMONDS WAY & 9th AVE. SOUTH
EDMONDS, WASHINGTON

JOB NO: 6541
DATE: 7-15-66
SHEET NO. E4

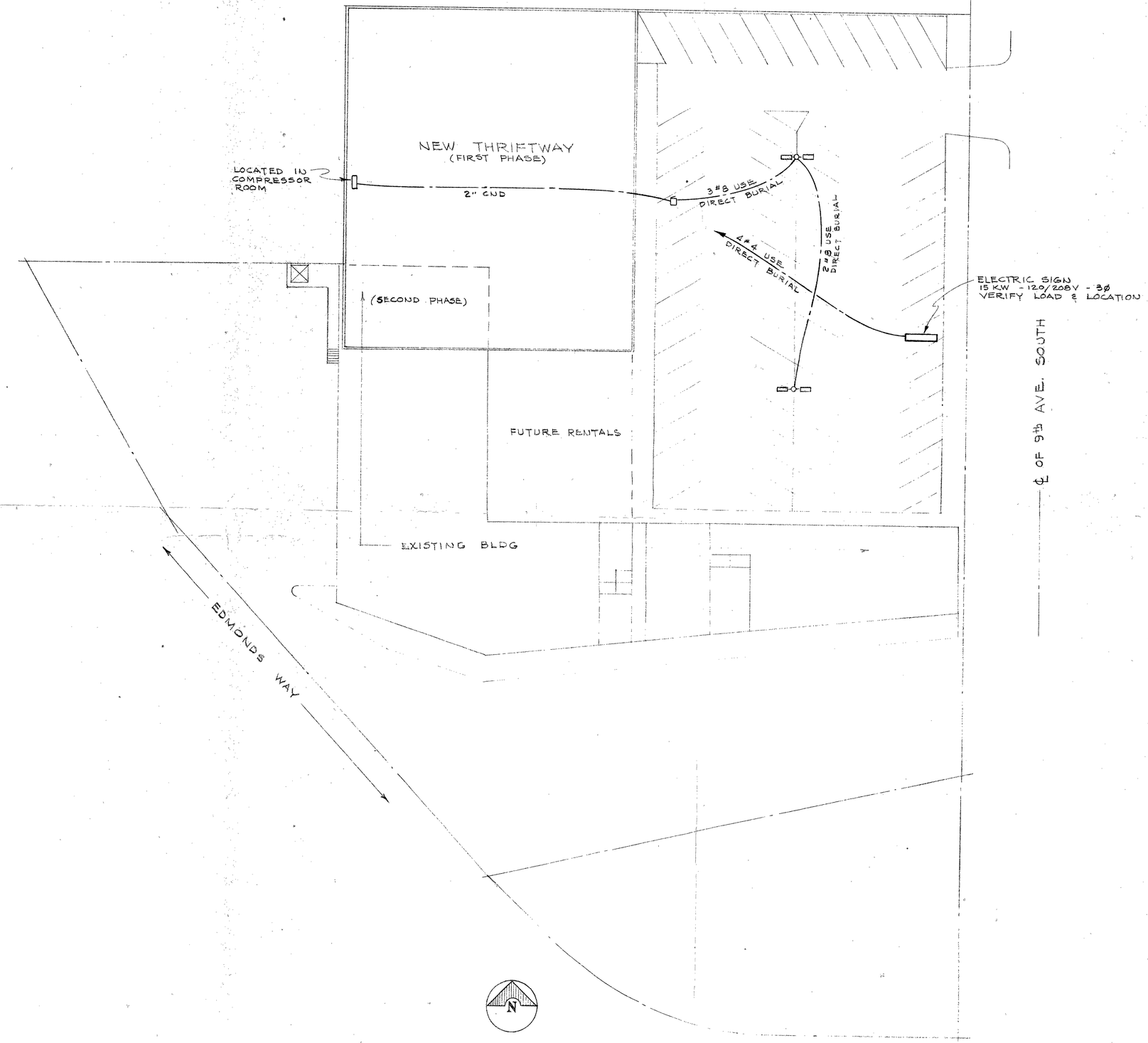

PARKING LOT LIGHTING

SCALE: 1" = 20'-0"

NOTES

1. ALL FLOODLIGHTS SHALL BE ELSCO SCL-25-4-96-1500 MA-D OR S - FOR USE AT 120V - FURNISH COMPLETE W/PLASTIC COVERS, HANGING BRACKETS & TUBES
2. FLOODLIGHT POLES SHALL BE WELD-RITE - 30' - GALVANIZED POLES
3. ALL WIRE SHALL BE TYPE RR - USE FOR DIRECT BURIAL EXCEPT THAT WIRE BURIED UNDER CONCRETE SHALL BE INSTALLED IN CONDUIT

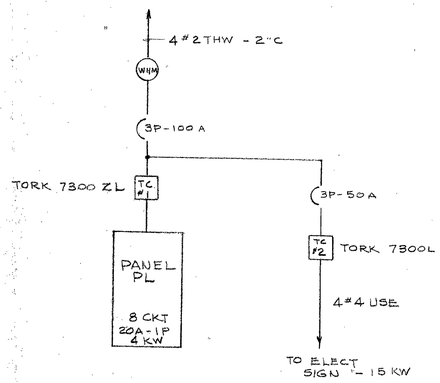

RISER DIAGRAM

SCALE: NONE

NO.	DATE	REVISIONS

DRAWN | CHECKED | APPROVED

T. M. CARSTENSEN CO.
COMMERCIAL & INDUSTRIAL CONSULTANTS
STANLEY W. MAR - ARCHITECT
ALASKA TRADE BLDG. SEATTLE, WASH.

ROBERT E. GRADY
STATE OF WASHINGTON
REGISTERED PROFESSIONAL ENGINEER

SITE PLAN - PARKING LOT LIGHTING

NEW THRIFTWAY STORE-WESTGATE CENTER
EDMONDS, WASHINGTON
EDMONDS WAY & 9TH AVE SOUTH - for
GRANDMORE INVESTORS: 71 COLUMBIA ST. SEATTLE, WASH

JOB NO 6541
DATE: 7-15-66
SHEET NO. E1

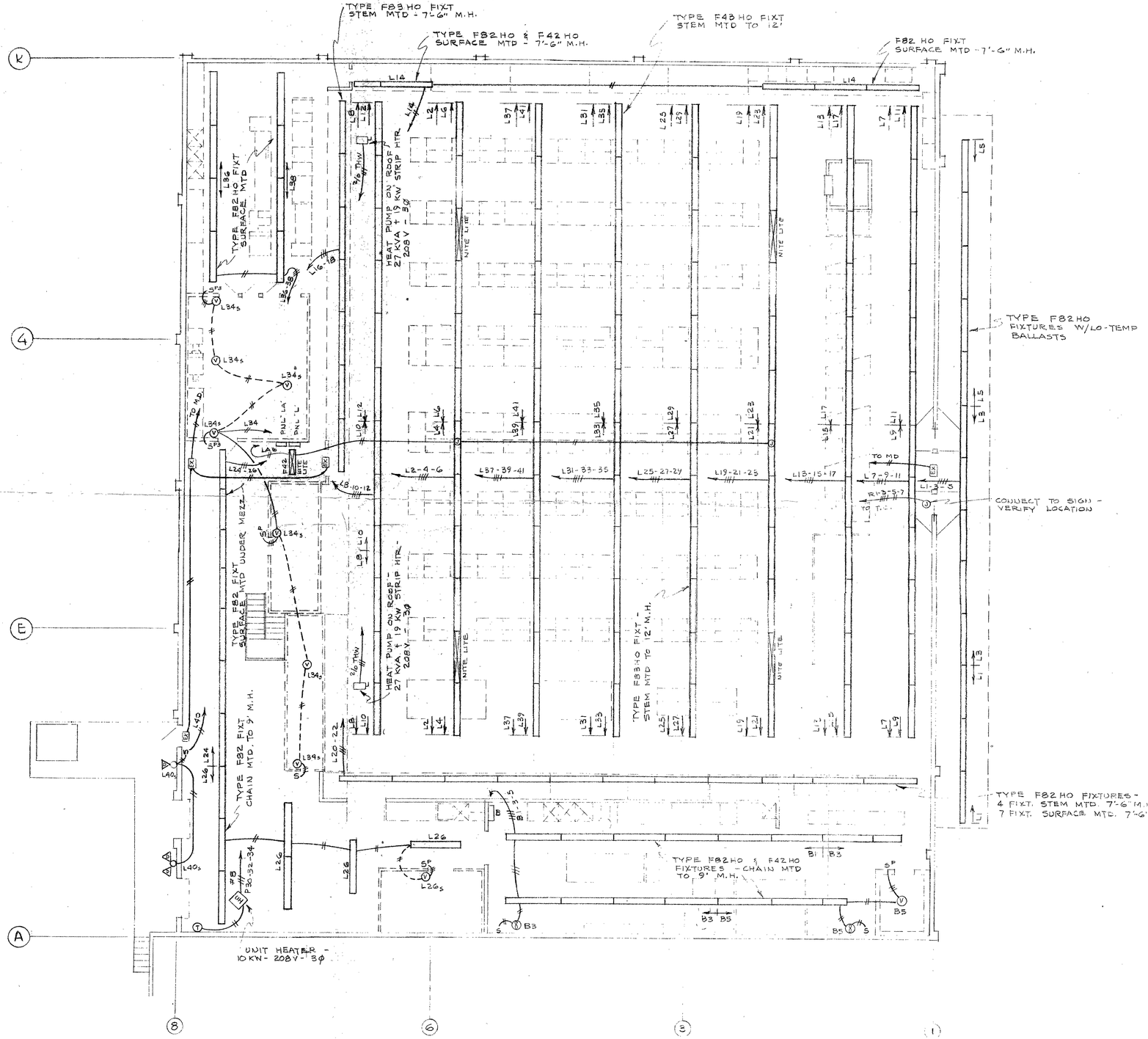

LIGHTING PLAN
SCALE: 1/8" = 1'-0"

NOTES:

1. LIGHTING IN SALES AREA SHALL BE WIRED TO PROVIDE 1/3, 2/3 OR 1/1 LIGHTING LEVEL AS FOLLOWS:
   CENTER TUBES IN FIXTURE ROWS SHALL BE ON INDIVIDUAL CIRCUITS FOR INDEPENDENT SWITCHING
2. IT SHALL BE OPTIONAL FOR THE CONTRACTOR TO PROVIDE EITHER 3-2 LAMP BALLASTS FOR EACH TWO (2) FIXTURES OR ONE 2-LAMP AND ONE SINGLE LAMP BALLAST IN EACH FIXTURE
3. IDENTIFY CIRCUITS FOR CENTER TUBE LIGHTING BY PAINTING THE END OF CIRCUIT BREAKER HANDLE WHITE. CIRCUIT NUMBERS FOR CENTER TUBE CIRCUITS AS FOLLOWS:
   L - 2, 7, 8, 13, 19, 25, 31, 37

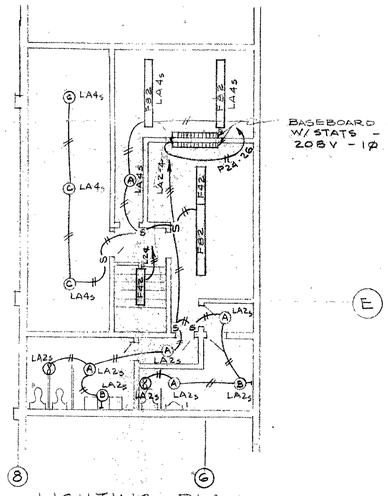

LIGHTING PLAN - MEZZANINE
SCALE: 1/8" = 1'-0"

NO.	DATE	REVISIONS

DRAWN | CHECKED | APPROVED

T. M. CARSTENSEN CO.
COMMERCIAL & INDUSTRIAL CONSULTANTS
STANLEY W. MAR - ARCHITECT
ALASKA TRADE BLDG. SEATTLE, WASH.

ELECTRICAL - LIGHTING PLAN
NEW THRIFTWAY STORE
WESTGATE CENTER
EDMONDS WAY & 9th AVE. SOUTH
EDMONDS, WASHINGTON

JOB NO: 6541
DATE: 7-15-66
SHEET NO. E2