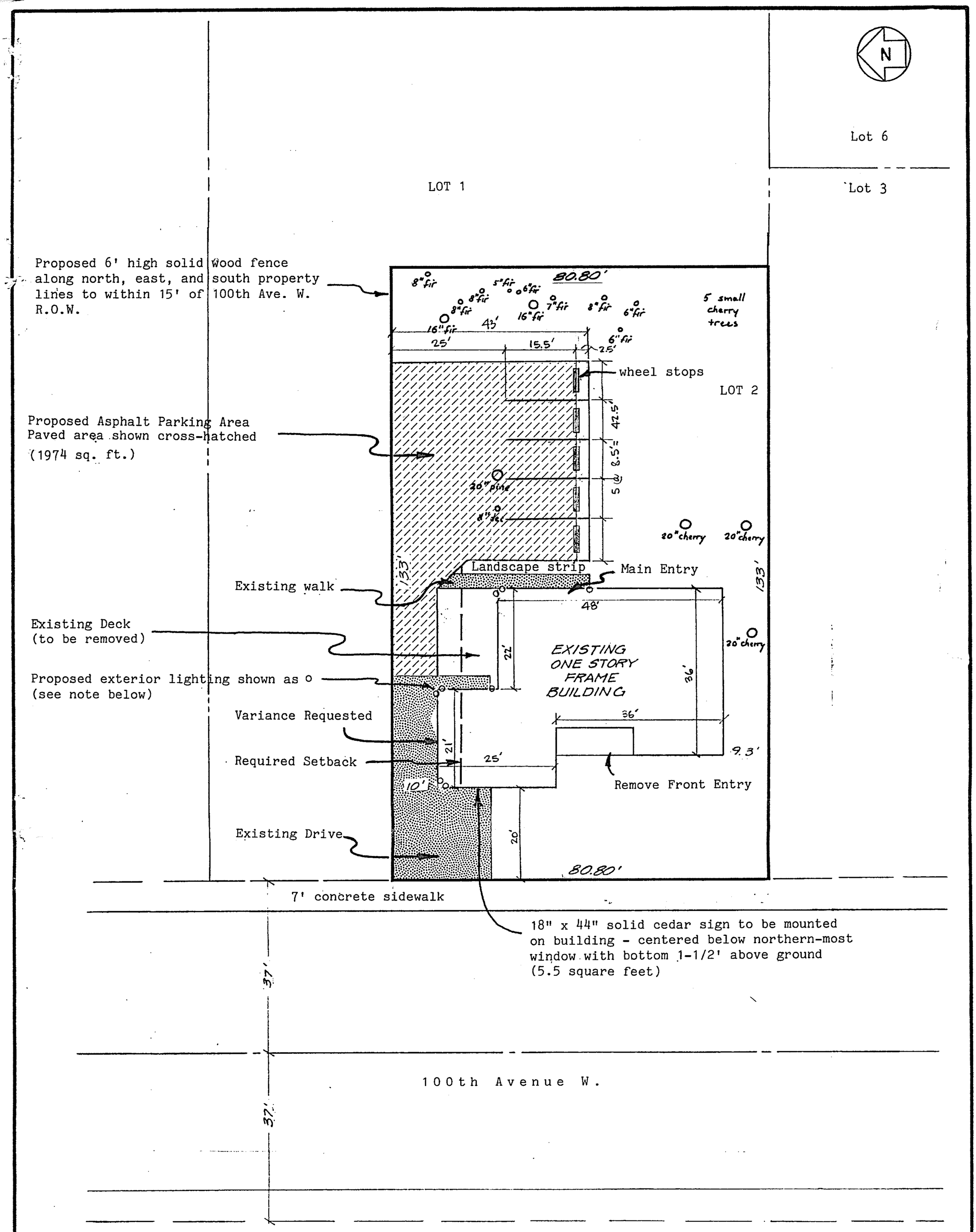

Notes:

1. See Landscape Plan for proposed plantings.
2. One 20 gallon trash can will be stored within remodeled garage/storage area. Weekly pick-up at curb.
3. Proposed building mounted exterior lights shown as o; double fixtures shown as oo. Fixtures to use anodized aluminum with no more than 100 watt bulbs.
4. See Front Elevation drawing for front remodel. Side elevations to remain as is with exception of change in paint color (gray) to match front. Rear elevation to be changed by replacement of sliding glass door with new formal entry.

SCALE: 1 inch equals 20 feet

Reference: Adapted from -
Parking Plan for Dick Breen, Lot 2, Bergquist Addition, Edmonds, WA.
Lovell-Sauerland & Associates, Inc., July 20, 1982

AUG 27 1984

CITY OF EDMONDS
BLDG. DEPT.
CONDITIONAL PERMIT

WORK: res. alter. to commil
ADDRESS: 23107 100th Ave. W
OWNER: Landau Assoc.
APPROVED DATE: 9-12-84
BY H. Reeves
BLDG. OFFICIAL

KEEP THESE STAMPED PLANS ON JOBSITE FOR ALL INSPECTIONS

PERMIT NO. 840510 SHEET OF

AUG 27 1984

ZONE BN
SETBACKS:
FRONT 20'
SIDE None
REAR None
OTHER None
HEIGHT 25' MAX

GENERAL NOTES

* ALL INTERIOR DOORS TO BE NEW AS NOTED ON PLANS - HEMLOCK W/ LIGHT WD. STAIN. ALL WD. CASING, BASE TOPS HEMLOCK W/ LT. WD. STAIN. SUPPLY APPROPRIATE HARDWARE & LOCKS. WRAP NEW WINDOWS W/ HEMLOCK CASING.
* ALL INTERIOR & EXTERIOR PAINTING BY OWNER ALONG W/ ALL FINISH FLOORING
* MECHANICAL & ELECTRICAL WORK BY OWNER ALONG W/ TELEPHONE & SECURITY ALARM.
* ALL LANDSCAPING, TREE REMOVAL, PAVING & EXT. DECK REPAIR BY OWNER.
* ALL DEMOLITION DEBRIS TO BE REMOVED FROM SITE BY CONTRACTOR.
* START PROJECT SEPT. 10, 1984 FINISH PROJECT OCT. 12, 1984.
* SUPPLY NEW R-30 BLOWN INSUL. THRU OUT BLDG ATTIC.

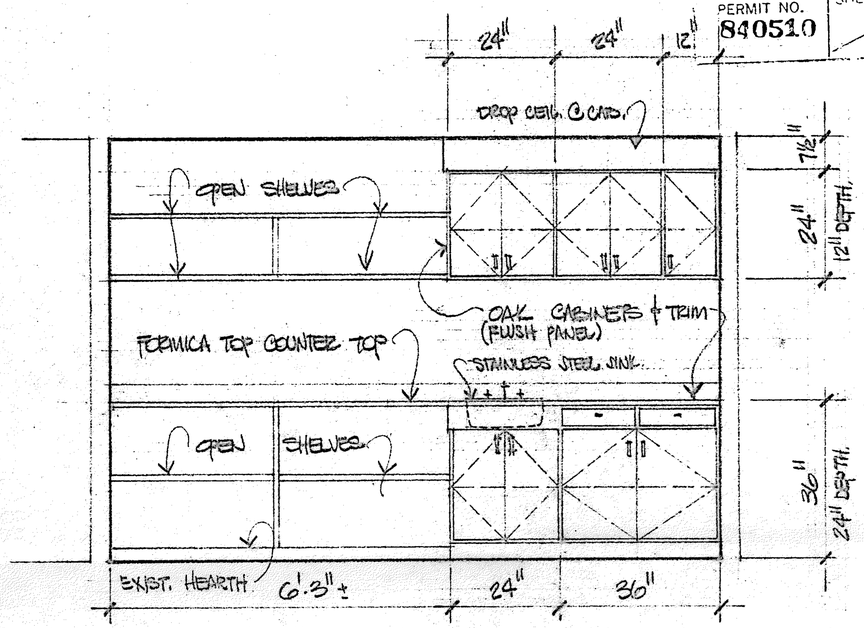

INTERIOR SINK/CABINET/SHELF ELEV.
½"

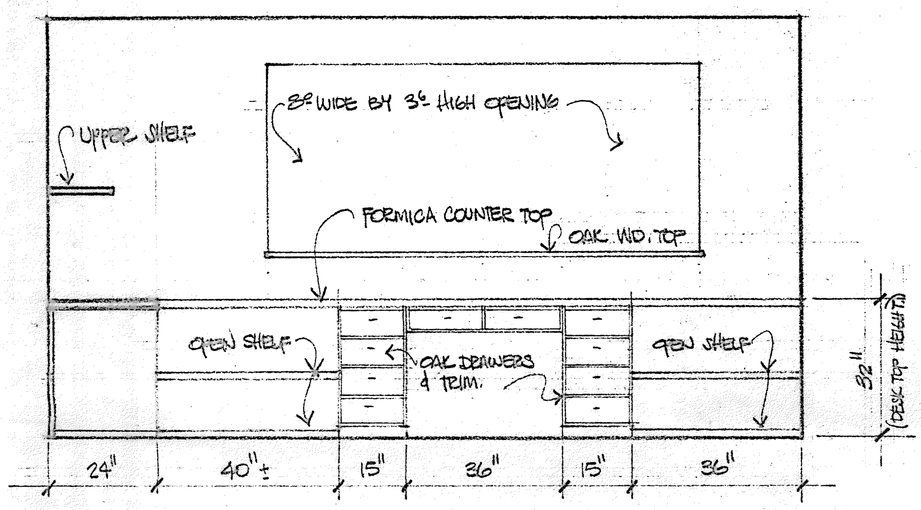

RECEPT. WORK DESK ELEV.
½"

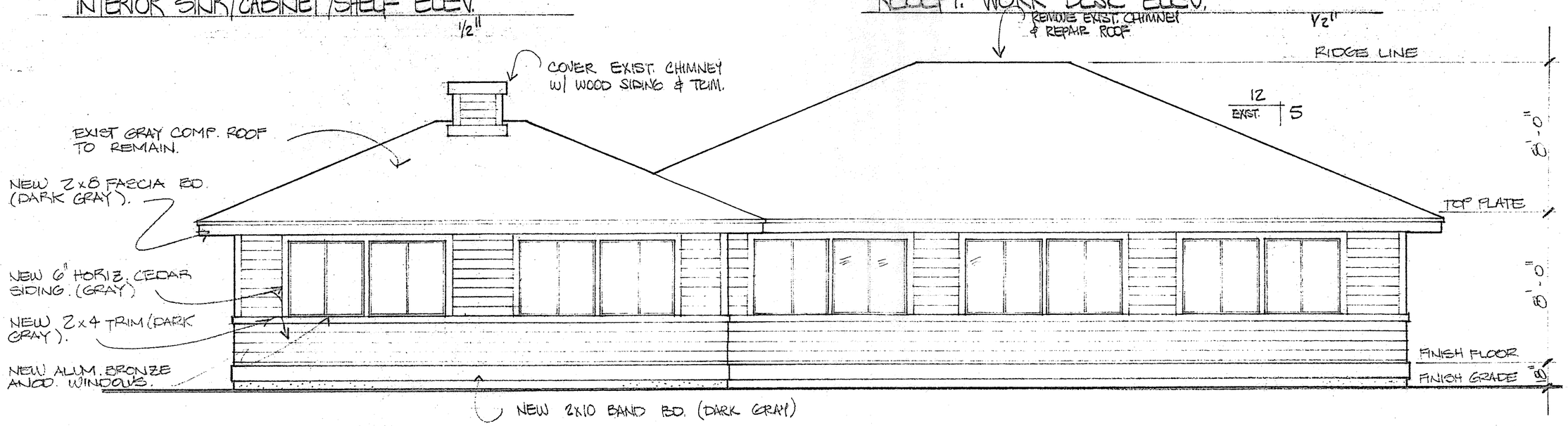

WEST ELEVATION
¼" = 1'-0"

AUG 27 1984

ELEVATIONS

RONALD D. JOHNSON
ARCHITECTURAL DESIGNER
2160 NW 204 SEATTLE WA. 546-2288

PROPOSED REMODEL FOR
LANDAU ASSOC.
100th W. EDMONDS WA.

DATE 8/24/84

SHEET NO 1

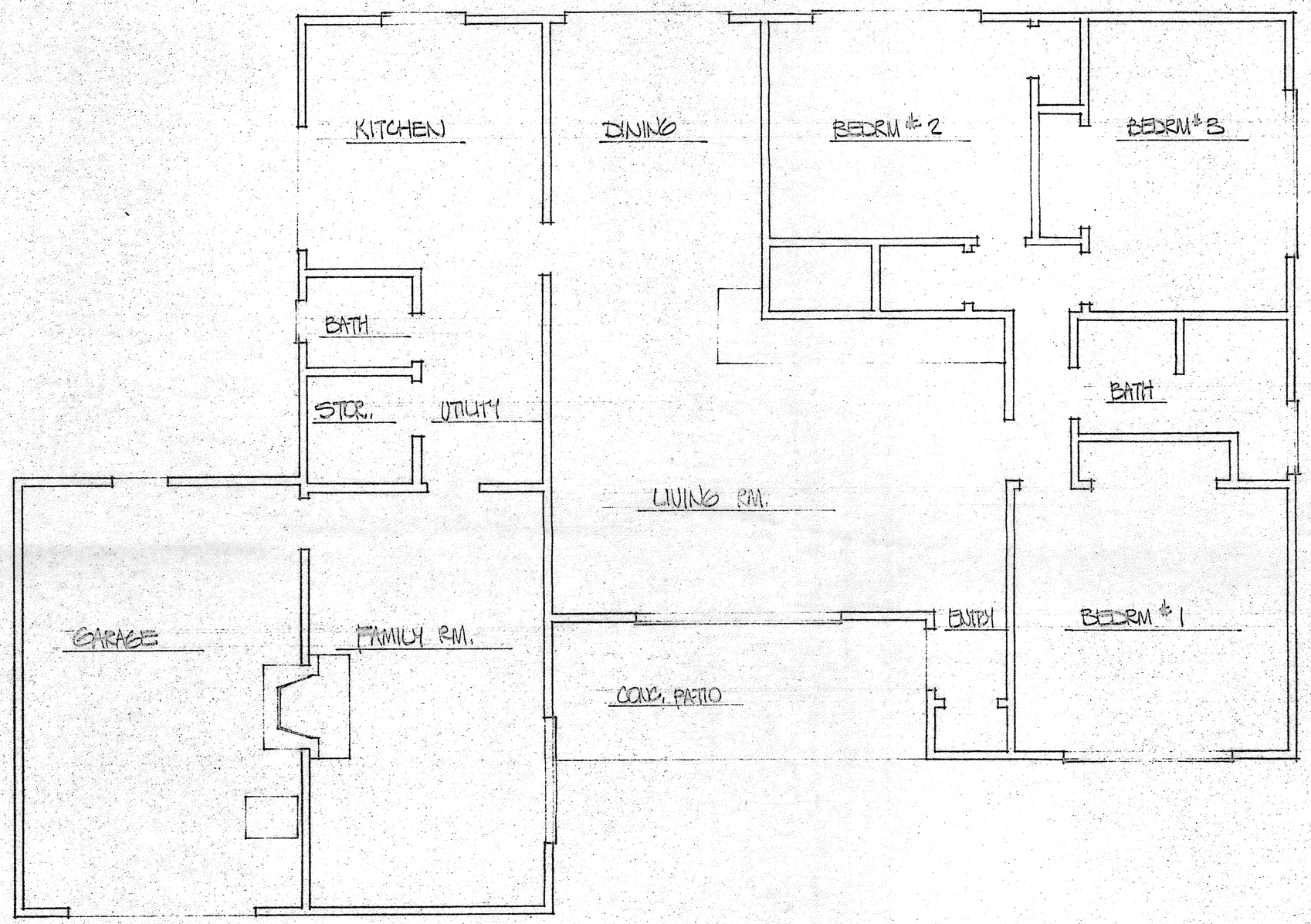

AS BUILT DRAWING FOR FLOOR PLAN

1/4"

AUG 27 1984

AS BUILT DRAWING

RONALD D. JOHNSON
ARCHITECTURAL DESIGNER
2160 NW 204 SEATTLE WA.

PROPOSED REMODEL FOR
LANDALL ASSOC.

DATE 8/24/84

SHEET NO. 2

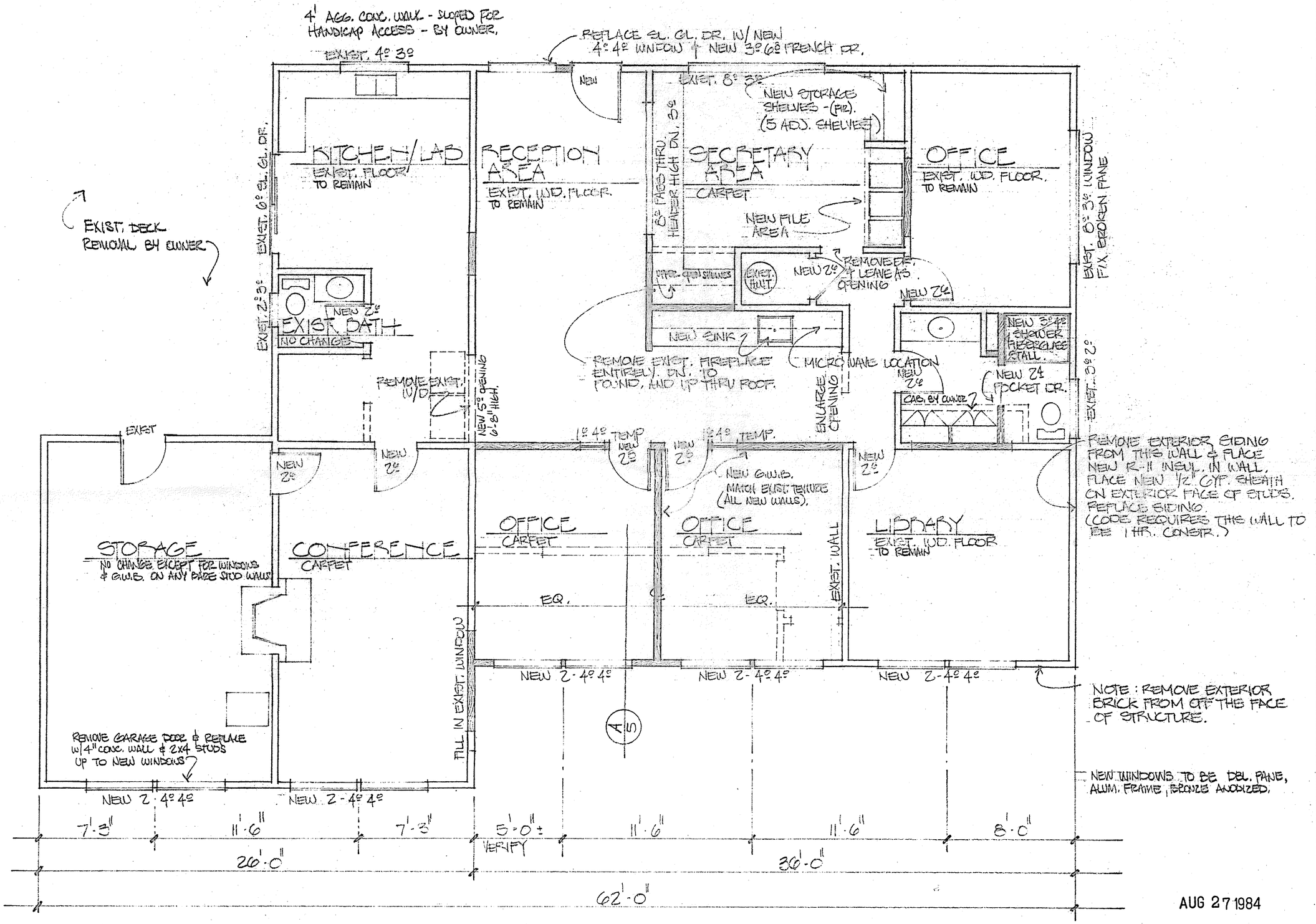

AUG 27 1984

PROPOSED FLOOR PLAN

1/4"

* SHADED WALLS ARE NEW. DOTTED LINES ARE EXIST. WALLS W/ DOORS & WINDOWS TO BE REMOVED.
* REMOVE ALL WOOD CURTAIN COVERS OVER EACH WINDOW.

FLOOR PLAN

RONALD D. JOHNSON
ARCHITECTURAL DESIGNER
2160 NW 204 SEATTLE WA. 546-2280

PROPOSED OFFICE REMODEL
FOR LANDAU ASSOC.

DATE 8/24/84

SHEET NO. 3

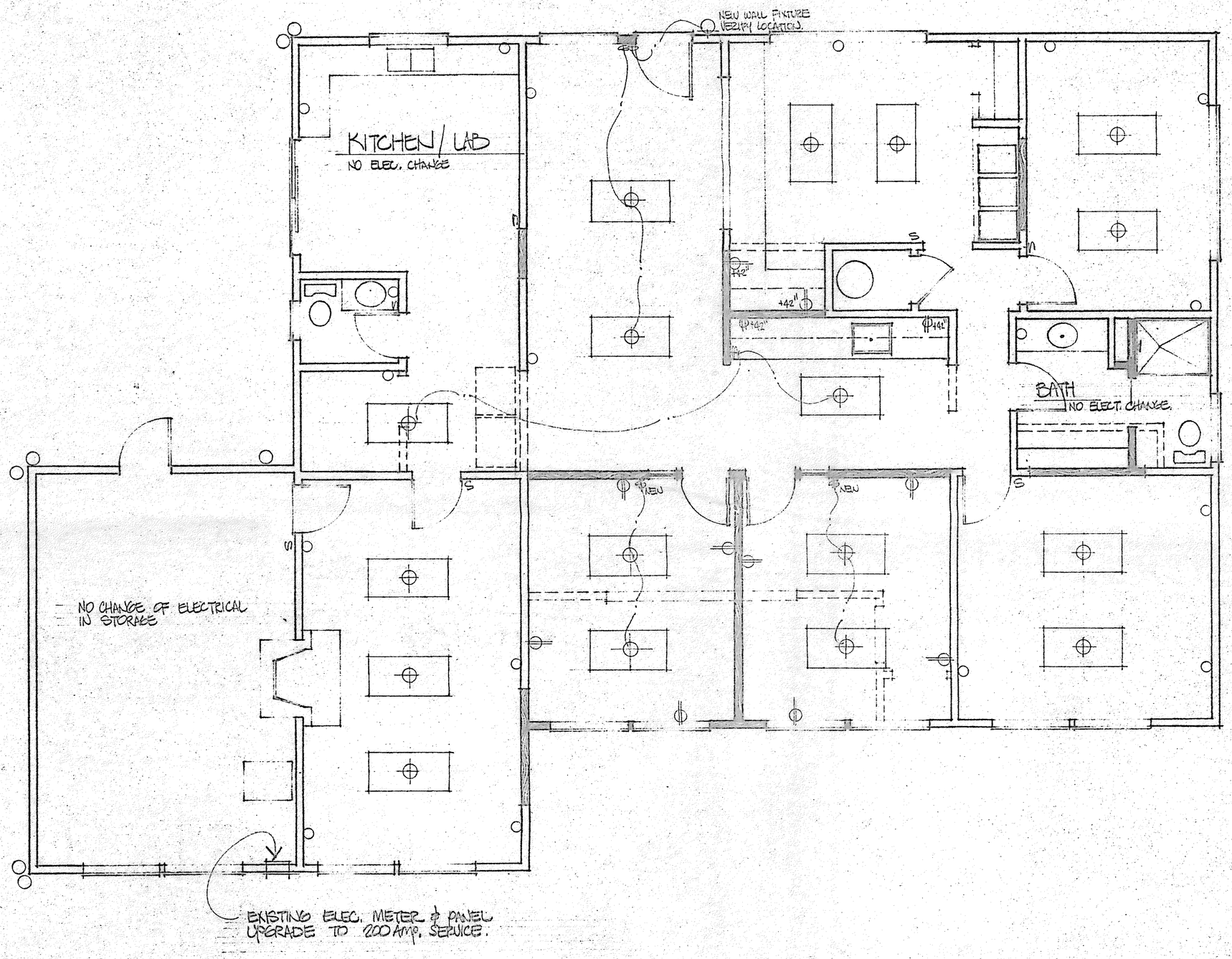

PROPOSED FLOOR PLAN - ELECTRICAL PLAN

1/4"

NEW WALL OUTLET — EXIST. WALL OUTLET W/ NO CHANGE EXCEPT FOR NEW COVER.

NEW SWITCH — EXIST. SWITCH " " " " " "

NEW CEIL. OUTLET W/ 2-4' FLR. LITE FIXTURE (TOTAL 17 UNITS) — O - EXTERIOR MOUNTED BLDG. FIXTURES - ANOD. ALUM. FIXTURES W/ MAX 100 WATT BULBS. 8-FDEL. FIXTURES.

AUG 27 1984

ELECTRICAL PLAN

RONALD D. JOHNSON
ARCHITECTURAL DESIGNER
2160 NW 204 SEATTLE WA. 546-2288

PROPOSED REMODEL FOR
LANDALL ASSOC.

DATE 8/24/84

SHEET NO. 4

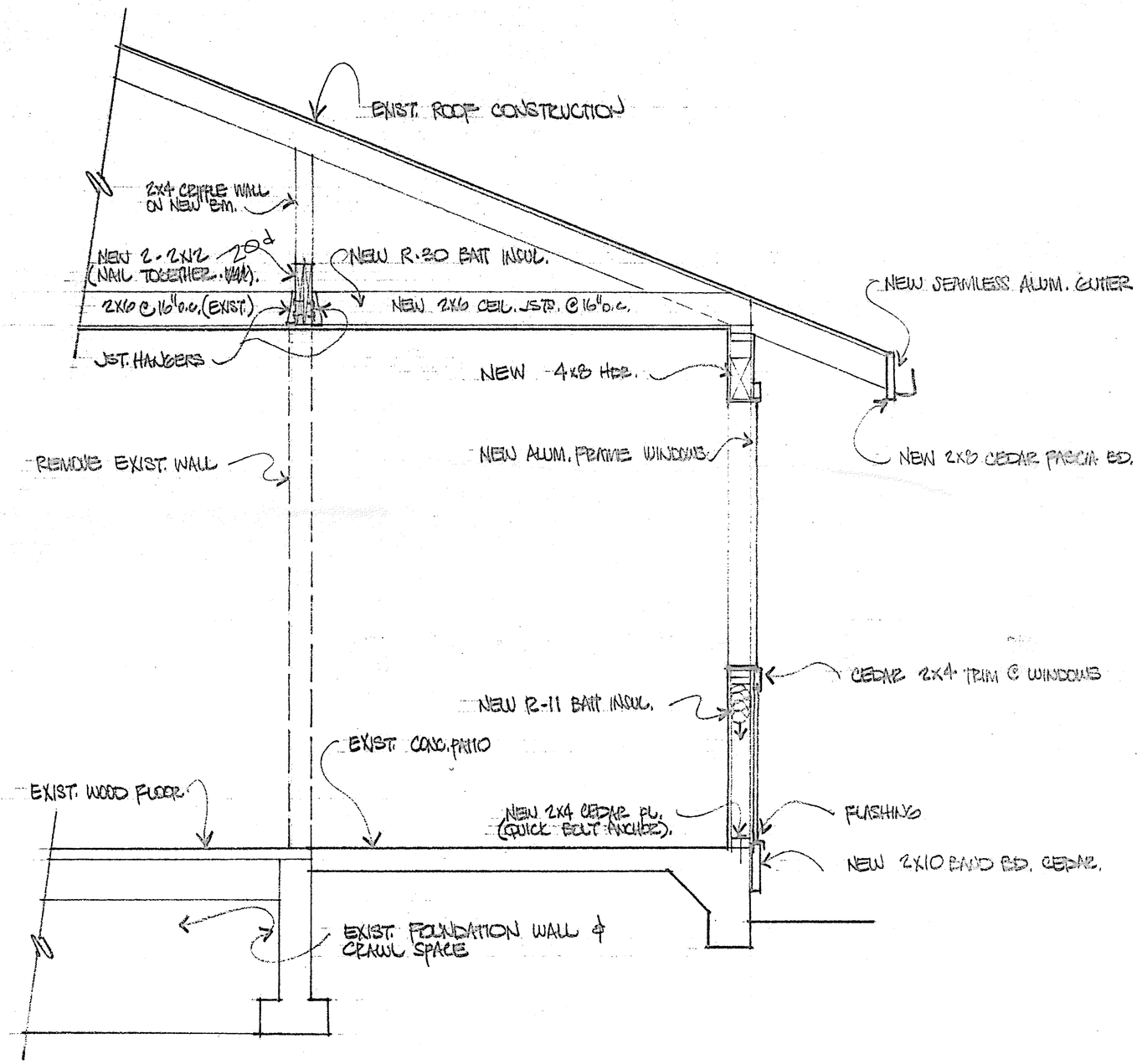

(A) BLDG. SECTION

3/4"

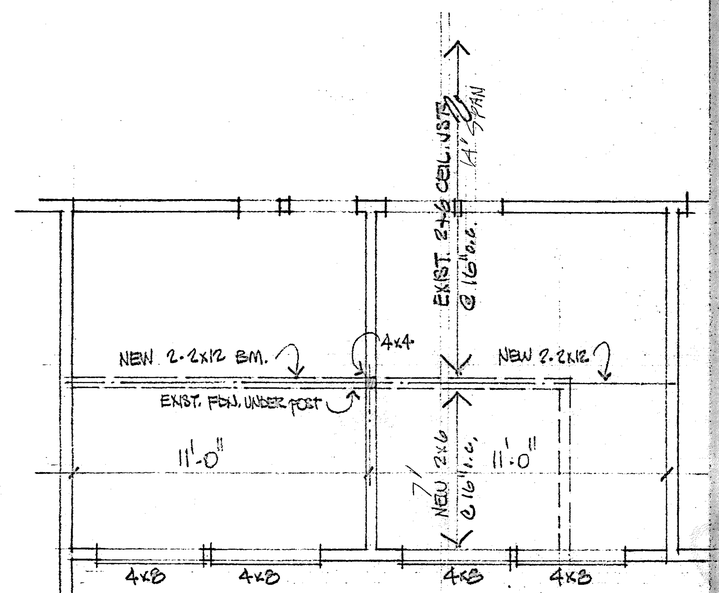

FLOOR PLAN - STRUCTURAL

1/4"

AUG 27 1984

BLDG. SECTION w/ STRUCTURAL

RONALD D JOHNSON
ARCHITECTURAL DESIGNER
2120 NW 204 SEATTLE WA. 98177 286-2288

PROPOSED REMODEL FOR LANDALL ASSOC.

DATE 8/24/84

SHEET NO. 5

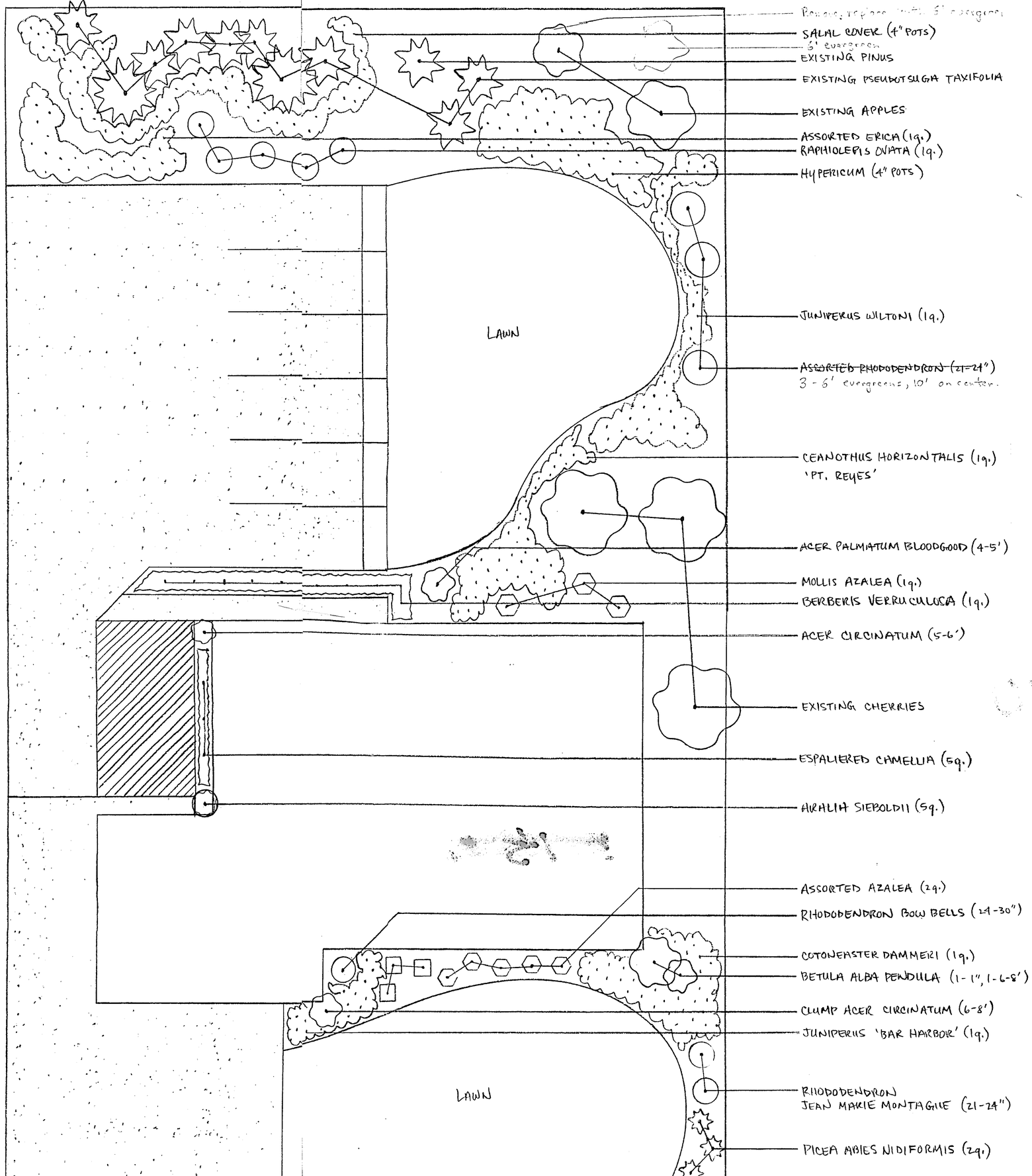

N

1/8" = 1.0'

LANDSCAPE PLAN FOR:

LANDAU ASSOCIATES
EDMONDS
542-4917

BY:

RICK FULCHER
EDMONDS LANDSCAPING
775-0427

Modifications requested by neighbors shown [illegible]